

Annual Report on Homelessness and Housing in Windsor-Essex County



NOVEMBER 2013

The Homeless Coalition

- The Homeless Coalition of Windsor-Essex County was established in 2002. It is one of the longest occurring examples of organizations collaborating together to address a complex community issue. Its members are the over 30 organizations that support people who are homeless or at-risk of homelessness in Windsor-Essex County.
- The Coalition is also the Community Advisory Board (CAB) for the Federal funding initiative, the Homeless Partnering Strategy

OVER 4.5 MILLION DOLLARS OF
FEDERAL FUNDING HAS ASSISTED
LOCAL ORGANIZATIONS TO
PROVIDE SUPPORTS FOR PEOPLE
WHO ARE HOMELESS OR AT -RISK
OF HOMELESSNESS



Purpose of this Report

- One of the Coalition's primary tasks is to increase understanding regarding the trends impacting homelessness.
- This annual report has been distributed for over 10 years. It has been utilized to understand the trends and pressures in the system, to prove the need for funding at all levels and subsequently to identify priorities for services.



Access to housing

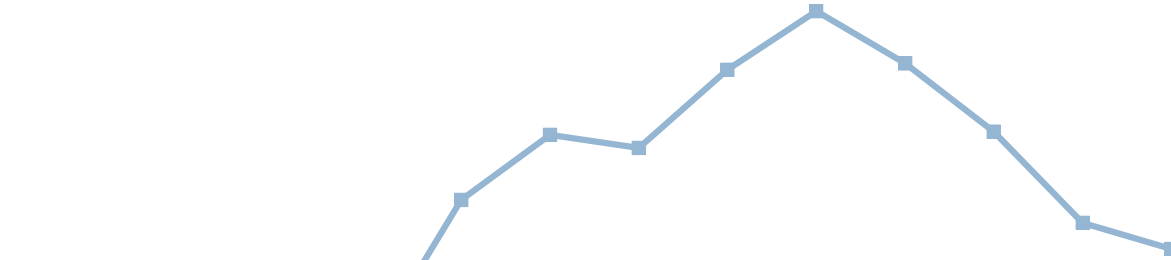
Access to Housing

There are four trends that provide an indication of how affordable renting may be for people who are homeless and want to access the housing market or for people who are in unaffordable private market units. These trends are:

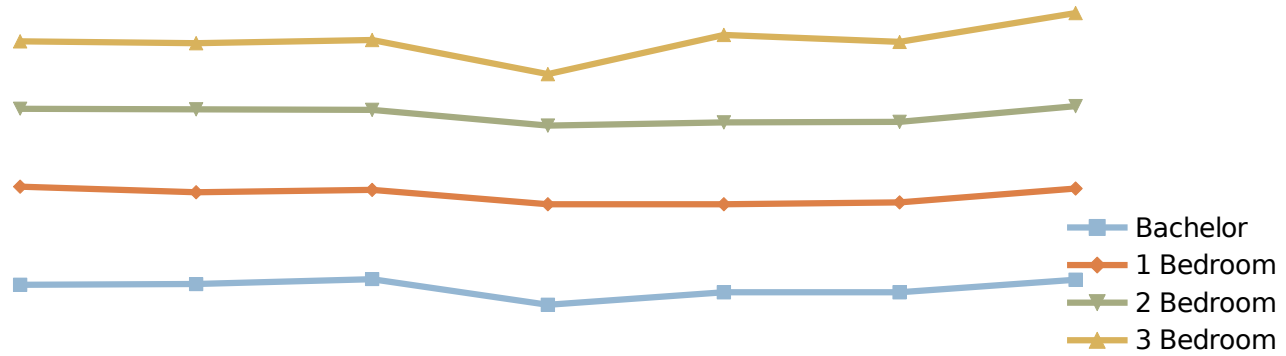
- Local vacancy rates
- Average market rental rates
- Low income rate
- Number of households waiting for social housing

Local Vacancy Rates

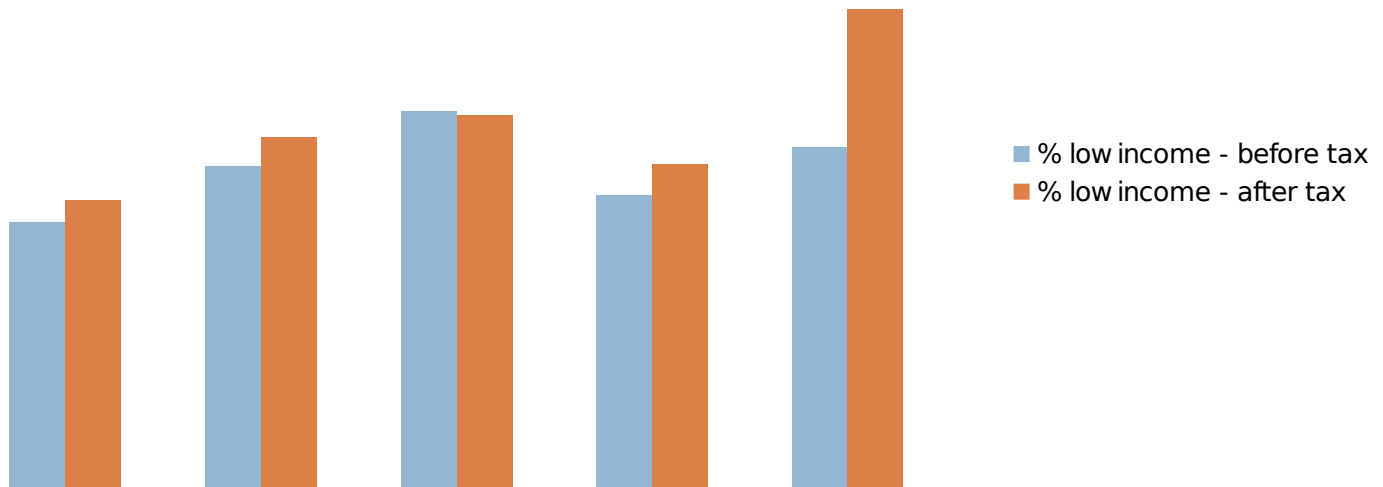
Windsor CMA Vacancy Rates



Average Market Rent – Windsor CMA

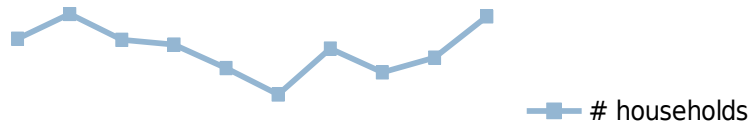


Low Income Rates

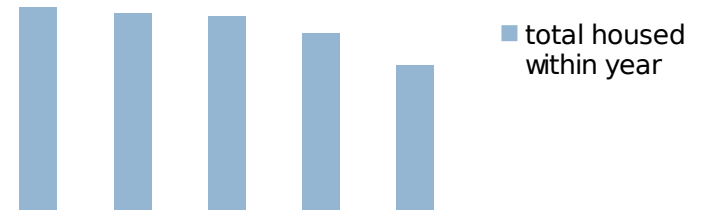


Social Housing Waiting List

households waiting for social housing



total housed within year



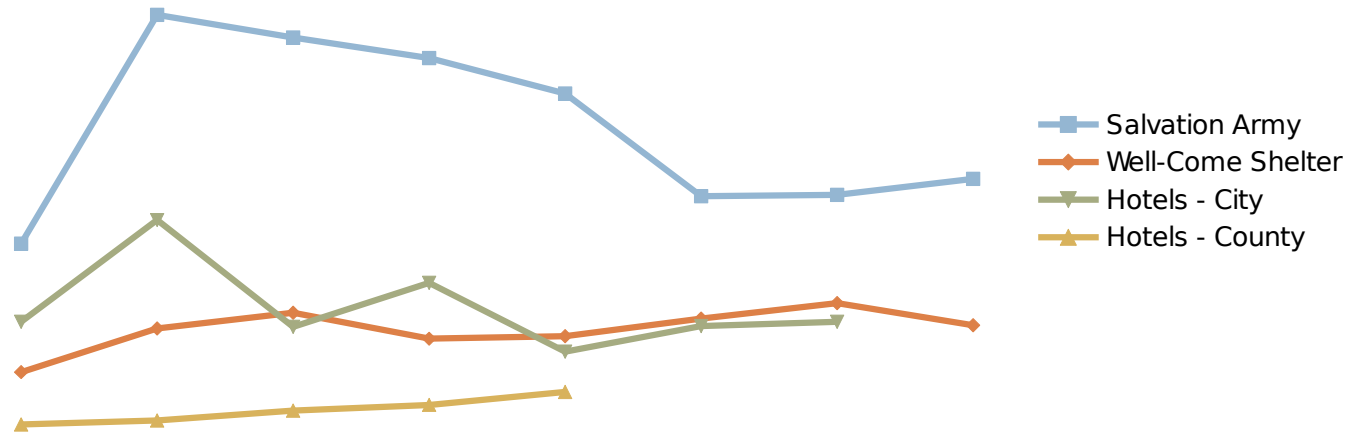
Who are the Homeless in
Windsor-Essex County?



Who are the Homeless in Windsor-Essex County?

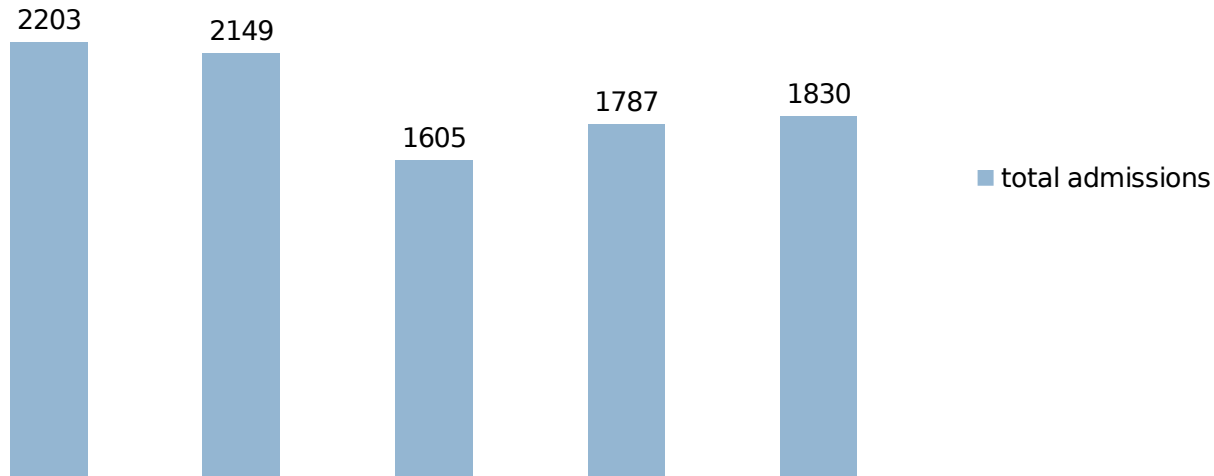
- There are people living on the street in our communities. In the Fall of 2014 we will conduct a point-in-time count to provide an estimate of the number of people who are living on the street.
- For years now we have utilized the number of admissions to emergency shelters and emergency hotel use as our measure for the number of homeless in any year.

Emergency Shelter and Hotels



Total Admissions 2008 - 2012

total admissions 2008 - 2012



Supports to maintain
housing for those at – risk
of homelessness

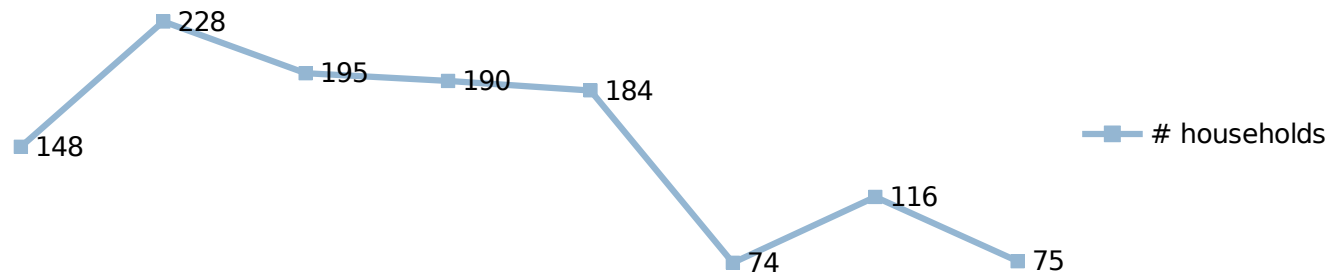
Prevention Supports

There are a range of supports that provide assistance to maintain housing. These supports include:

- Rent bank
- Utility assistance (Keep the Heat)
- Food banks

Use of rent bank

households served by rent bank



Individuals using food banks

	2010	2011	2012
individuals served	171946	171156	171647

Utility Assistance – Keep the Heat

households accessing utility assistance

