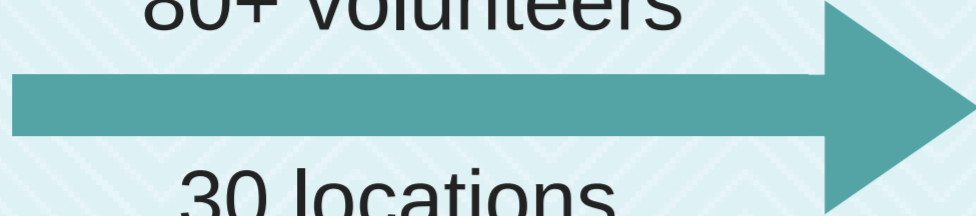


Everyone Counts- Nipissing District



4
Days

80+ volunteers



30 locations

68



absolute
homelessness

104



provisionally
accommodated

10



transitionally
housed

From **Monday April 30th** to **Thursday May 3rd**, a Count and Survey of homelessness was conducted in:
North Bay, Mattawa, and West Nipissing.


182

Counted

147


Surveys Completed

Survey Demographics



57%

gender



41%

age

- youth 18-24: 20%
- young adults 25-34: 35%
- adults 35-64: 42%
- seniors 65+: 3%



44%

Identified as
Indigenous

67%

First
experienced
homelessness
before the age
of **25**

27%

Identified
having been
in **foster
care/ group
home**

4%

Identified as a
**veteran or
RCMP**

70%

Income source
was **social
assistance
(OW/ODSP)**

83%

**Single
adults**

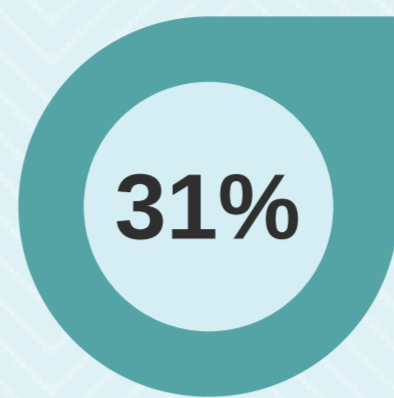
community needs

chronically homeless



for six months or more in the past year

episodically homeless



for three or more times in the past year

public system use In the past 12 months...



224

visits to the E.R.



29%

had been hospitalized

90

times hospitalized

1002

days hospitalized




48%

interactions with police

448

interactions



20%

spent 1+ day in jail/prison

3609

days spent incarcerated

top 3 reasons for housing loss*

- Addiction/ substance abuse - 21%
- Conflict with spouse/partner - 21%
- Unsafe housing condition - 17%

* Based on single response

top 3 barriers to finding housing**

- Low income - 57%
- Rent too high - 39%
- Mental Health - 20%

** Based on multiple responses

