

COMMUNITY HOMELESSNESS REPORT SUMMARY

Halton Region

2021-2022

Collaboration between Indigenous and Non-Indigenous Partners

Specific to the implementation of Coordinated Access and an HMIS, has there been collaboration between the Designated Community (DC) Community Entity (CE) and local Indigenous organizations?

Yes

Describe how this collaboration was done and how it affected the implementation of Coordinated Access and/or the HMIS. How will it be strengthened in the future?

Halton's Region's Community Advisory Board (CAB) is entirely centered around supporting the implementation of Coordinated Access. The CAB has been kept up to date with all work related to Coordinated Access development and has been consulted where appropriate to provide feedback on any new elements to support Coordinated Access, especially through Halton's use of COTS as the local HMIS. The CAB has had the opportunity to provide feedback and support work being done around implementation of Coordinated Access and the local HMIS. Halton Region began this journey in 2018 through participating in an Environmental Scan of Indigenous Homelessness in Halton. The report can be accessed here: <https://www.haltonlegal.ca/wp-content/uploads/2019/05/HCLS-Environmental-Scan-and-Literature-Review-on-Indigenous-Homelessness-Report.pdf>. Through this undertaking Halton Region was able to gain connections with Indigenous groups as noted in the report. Halton Region has continued to engage with groups following this report. In addition to this, Halton Region has brought aboard an Indigenous Advisor as an added layer of support to further engagement in the community with all Regional work. In Halton Region staff also had the opportunity to participate in Indigenous learning in 2022 through the 4 Seasons of Reconciliation offered through the First Nations University of Canada. As noted elsewhere, there are currently no Indigenous social services agencies providing services in Halton Region and we would like to request Federal assistance for funding to take this next step in Indigenous reconciliation.

Specific to the implementation of Coordinated Access and an HMIS, has there been collaboration between the DC CE and the Indigenous Homelessness (IH) CE and/or Community Advisory Board (CAB), where applicable?

Not applicable



With respect to the completion of the Community Homelessness Report (CHR), was there collaboration between local Indigenous and non-Indigenous organizations and, where applicable, the IH CE and/or CAB?	Yes
Describe when this collaboration occurred and what parts of the CHR were informed by these efforts.	
<p>Halton Region has consulted with local Indigenous organizations in regards to Halton's work around homelessness and Coordinated Access. Halton Region relies on these partnerships to support the overall implementation and structure of Halton's Coordinated Access system. Both non-Indigenous groups and Indigenous groups have the opportunity to contribute to the CHR through the Community Advisory Board. In 2023 Halton Region will continue to work alongside the Regional Indigenous Advisor to further relationship building and engagement in the community with Indigenous groups. As noted elsewhere, there are currently no Indigenous social services agencies providing services in Halton Region and we would like to request Federal assistance for funding to take this next step in Indigenous reconciliation.</p>	

Does your community have a separate IH CAB?	No

Coordinated Access and Homelessness Management Information System (HMIS) Self-Assessment

Summary Tables

The table below provides a summary of the work your community has done so far to meet the Reaching Home minimum requirements for Coordinated Access and an HMIS.

	Met	Started	Not Yet Started
Number of minimum requirements	17	1	0

The table below shows the percentage of minimum requirements completed for each core Coordinated Access component.

Governance	HMIS	Access Points to Service	Triage and Assessment	Coordinated Access Resource Inventory	Vacancy Matching and Referral
100%	75%	100%	100%	100%	100%

Summary Comment

Are there particular efforts and/or issues that you would like to highlight for this reporting period related to your community's work to achieve the Reaching Home minimum requirements? In particular, please include an update about your community's efforts to set-up, sustain and/or improve the Coordinated Access system and use of an HMIS.

Halton Region is currently engaged in conversations with Service Canada about the Data Sharing Agreement (DSA) between INFC and Halton Region, with respect to extracting and sharing aggregate data from the HMIS system. Halton Region would like to note that outstanding questions related to the DSA were only answered by Service Canada in September 2022. Halton Region is now engaged with signing the DSA, and will be returning it to Service Canada in short order.

Outcomes-Based Approach Self-Assessment

Where does data for the List come from?

- Excel
- HIFIS
- Other HMIS
- Other data source(s)
- Not applicable – Do not have a List yet

Optional question: How does data from the List compare to other community-level data sources that are considered reliable? This is an optional follow-up question for communities that have completed the “CHR Community-Level Data Comparisons”.

Community did not complete this optional question.

Summary Table

The table below provides a summary of the work your community has done so far to transition to an outcomes-based approach under Reaching Home.

Step 1: Has a List	Step 2: Has a real-time List	Step 3: Has a comprehensive List	Step 4:	
			Can report annual outcome data (mandatory)	Can report monthly outcome data (optional)
Yes	Yes	Yes	Yes	Yes

Summary Comment

Are there particular efforts and/or issues that you would like to highlight for this reporting period related to your community's work to transition to an outcomes-based approach under Reaching Home?

Efforts to maintain Halton's By-Name List has been very administratively heavy. Maintenance of the By-Name List requires the efforts of multiple staff members to keep the list up to date and accurate on a daily basis. Increase efforts at the end of the month are underway to capture all necessary data points from the By-Name List and this requires a significant amount of staff time.

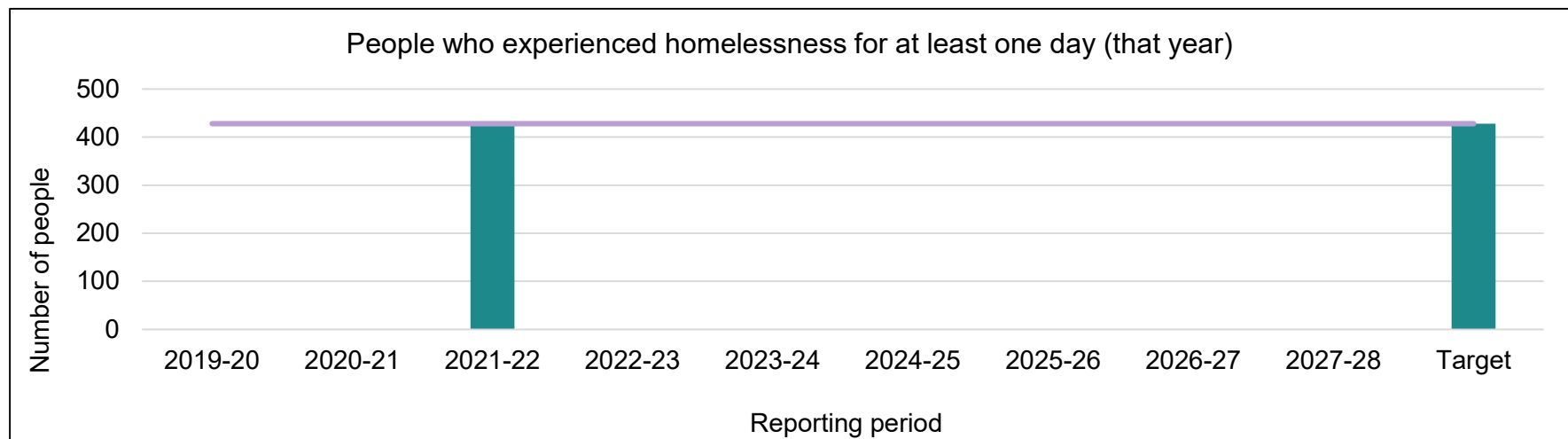
Over the coming year Halton Region will be working on scaling it's HMIS to generate a By-Name List without extracting data that requires manual manipulation in excel. Work is underway to automate the By-Name List through Halton's local HMIS, with the ability to track all critical elements of a By-Name List, including the ability to generate monthly and annual data reporting.

Over the last year the By-Name List has become an imperative element to service planning at the person level, and strategic planning at the system level. Halton Region is using the By-Name List daily to support service plans for individuals and families experiencing homelessness. The By-Name List is heavily relied upon to effectively clients to appropriate housing and to provide the right level of support to clients while they are homeless. On a system level, Halton Region has been able to extract data from the By-Name List to share with the Community Advisory Board as a means of reporting back on how Halton is doing with capturing system level data on homelessness in Halton Region. Sharing of this data has been able to support local agencies to identify gaps in services and direct funding appropriately. Early By-Name List data has also provided the context to Halton around service gaps and where additional efforts and funding resources may be required.

Community-Level Core Outcomes – Annual Data Reporting

Outcome #1: Fewer people experience homelessness (homelessness is reduced overall)

	2019-20	2020-21	2021-22	2022-23	2023-24	2024-25	2025-26	2026-27	2027-28	Target
People who experienced homelessness for at least one day (that year)			428	-	-	-	-	-	-	428

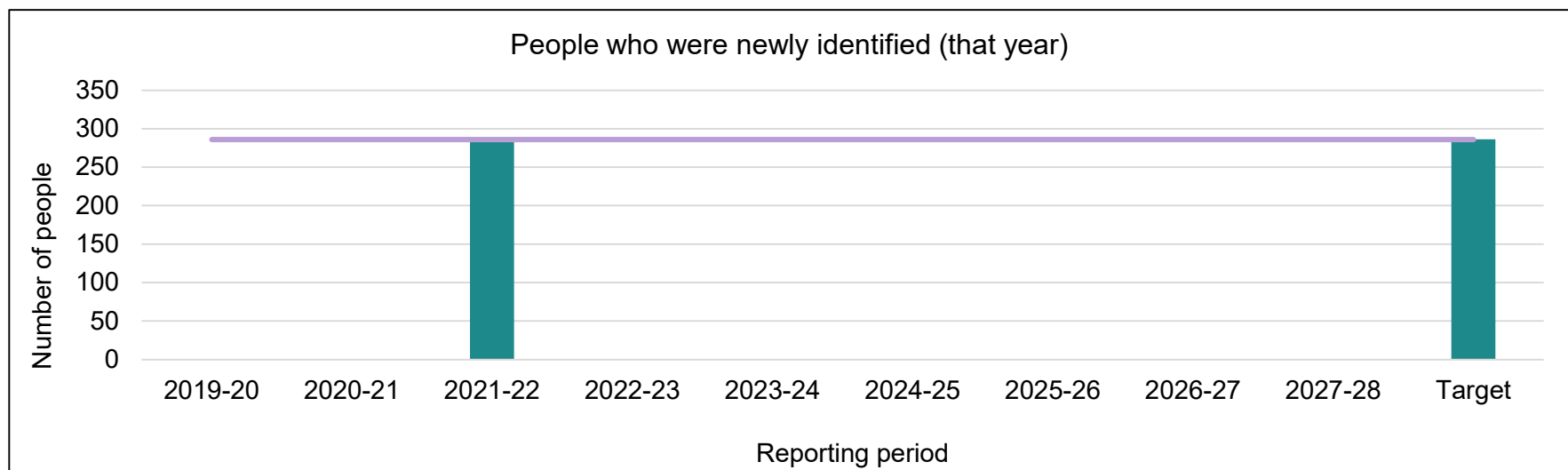


Have you changed any data as submitted in a previous CHR for Outcome #1? If yes, in the comment below please describe what was changed and why?

Please insert comment here

Outcome #2: Fewer people were newly identified (new inflows to homelessness are reduced)

	2019-20	2020-21	2021-22	2022-23	2023-24	2024-25	2025-26	2026-27	2027-28	Target
People who were newly identified (that year)			286	-	-	-	-	-	-	286

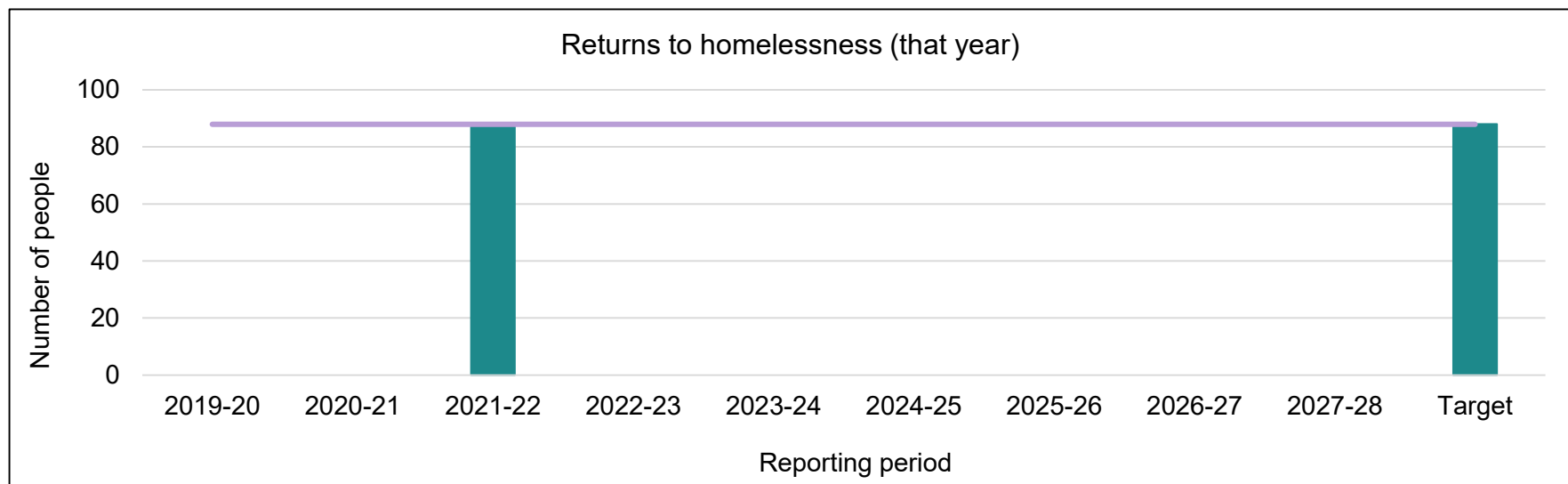


Have you changed any data as submitted in a previous CHR for Outcome #1? If yes, in the comment below please describe what was changed and why?

Please insert comment here

Outcome #3: Fewer people return to homelessness (returns to homelessness are reduced)

	2019-20	2020-21	2021-22	2022-23	2023-24	2024-25	2025-26	2026-27	2027-28	Target
Returns to homelessness (that year)			88	-	-	-	-	-	-	88

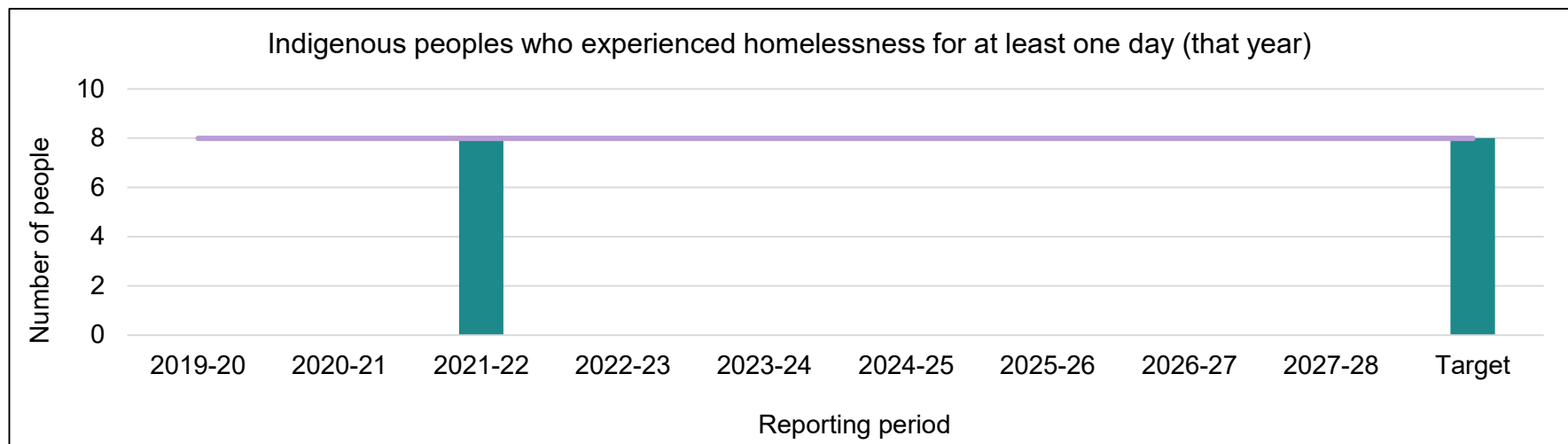


Have you changed any data as submitted in a previous CHR for Outcome #3? If yes, in the comment below please describe what was changed and why?

Please insert comment here

Outcome #4: Fewer Indigenous peoples experience homelessness (Indigenous homelessness is reduced)

	2019-20	2020-21	2021-22	2022-23	2023-24	2024-25	2025-26	2026-27	2027-28	Target
Indigenous peoples who experienced homelessness for at least one day (that year)			8	-	-	-	-	-	-	8

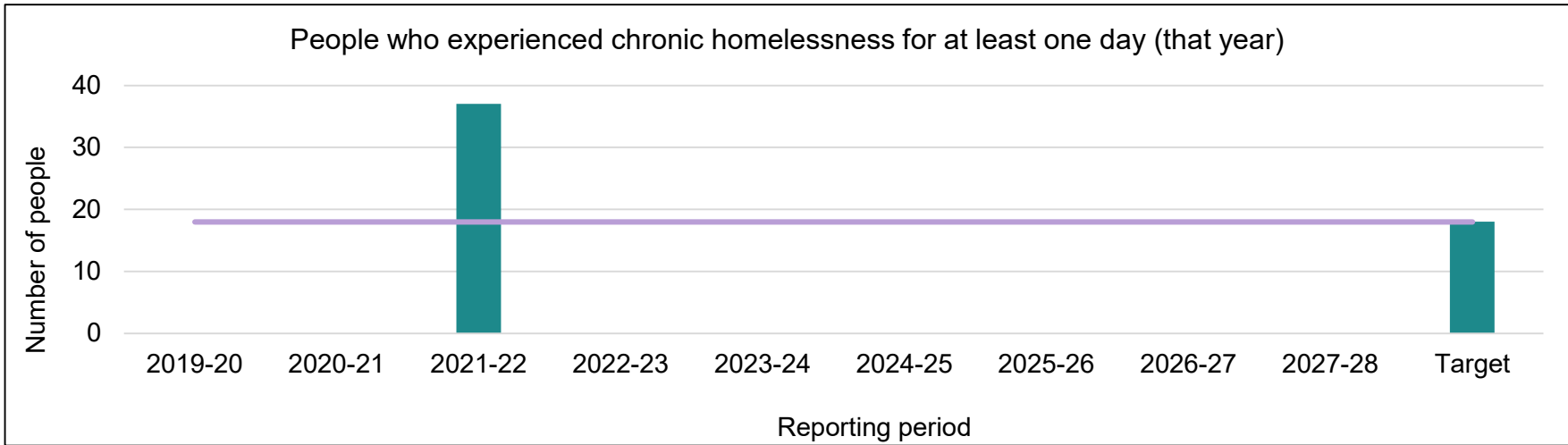


Have you changed any data as submitted in a previous CHR for Outcome #4? If yes, in the comment below please describe what was changed and why?

Please insert comment here

Outcome #5: Fewer people experience chronic homelessness (chronic homelessness is reduced)

	2019-20	2020-21	2021-22	2022-23	2023-24	2024-25	2025-26	2026-27	2027-28	Target
People who experienced chronic homelessness for at least one day (that year)			37	-	-	-	-	-	-	18



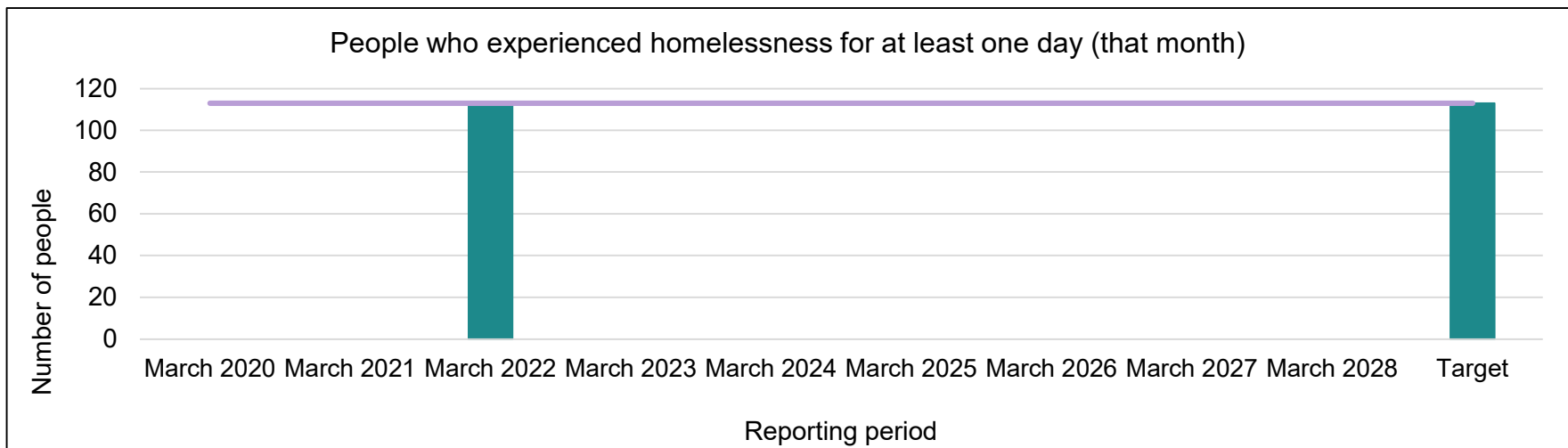
Have you changed any data as submitted in a previous CHR for Outcome #5? If yes, in the comment below please describe what was changed and why?

0

Community-Level Core Outcomes – Monthly Data Reporting

Outcome #1: Fewer people experience homelessness (homelessness is reduced overall)

	March 2020	March 2021	March 2022	March 2023	March 2024	March 2025	March 2026	March 2027	March 2028	Target
People who experienced homelessness for at least one day (that month)										

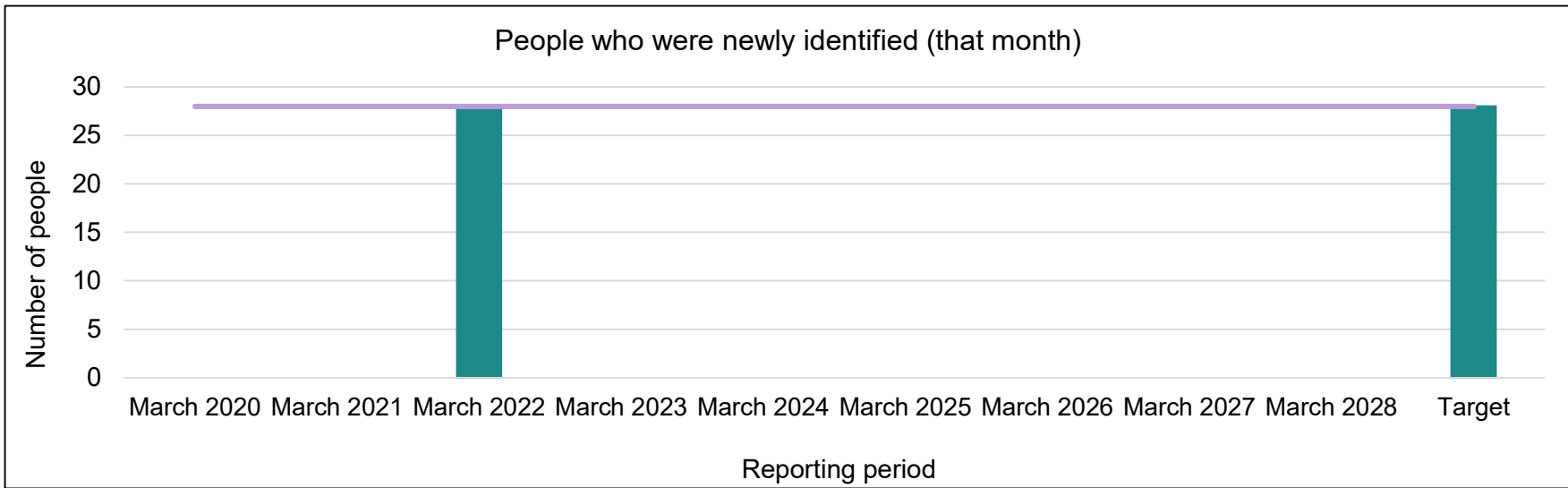


Have you changed any data as submitted in a previous CHR for Outcome #1? If yes, in the comment below please describe what was changed and why?

Please insert comment here

Outcome #2: Fewer people were newly identified (new inflows to homelessness are reduced)

	March 2020	March 2021	March 2022	March 2023	March 2024	March 2025	March 2026	March 2027	March 2028	Target
People who were newly identified (that month)										



Have you changed any data as submitted in a previous CHR for Outcome #2? If yes, in the comment below please describe what was changed and why?

Please insert comment here

Outcome #3: Fewer people return to homelessness (returns to homelessness are reduced)

	March 2020	March 2021	March 2022	March 2023	March 2024	March 2025	March 2026	March 2027	March 2028	Target
Returns to homelessness (that month)										

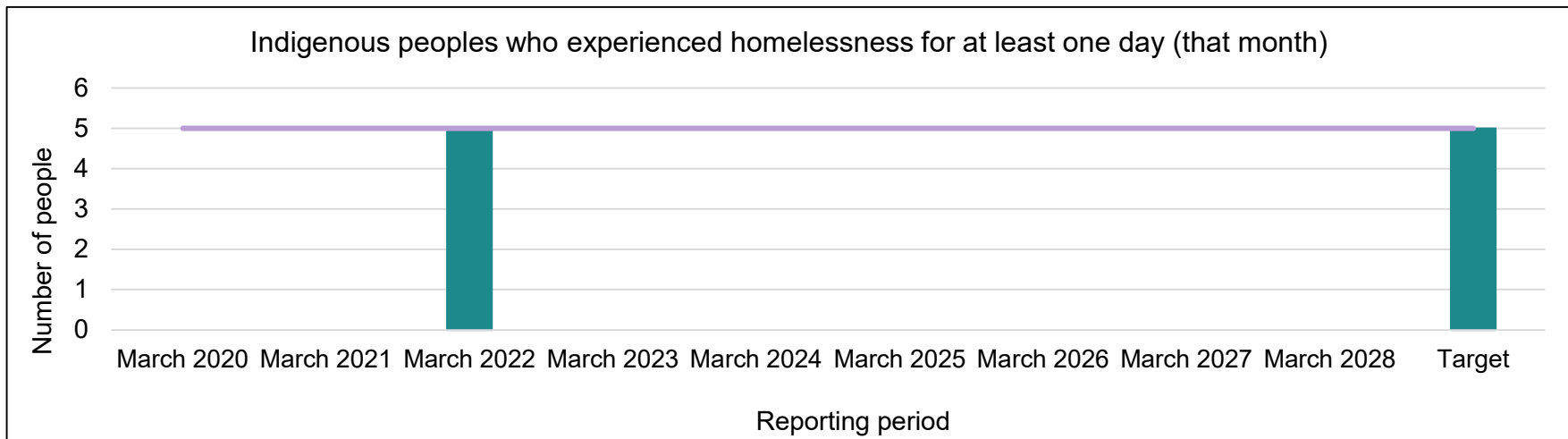


Have you changed any data as submitted in a previous CHR for Outcome #3? If yes, in the comment below please describe what was changed and why?

Please insert comment here

Outcome #4: Fewer Indigenous peoples experience homelessness (Indigenous homelessness is reduced)

	March 2020	March 2021	March 2022	March 2023	March 2024	March 2025	March 2026	March 2027	March 2028	Target
Indigenous peoples who experienced homelessness for at least one day (that month)										

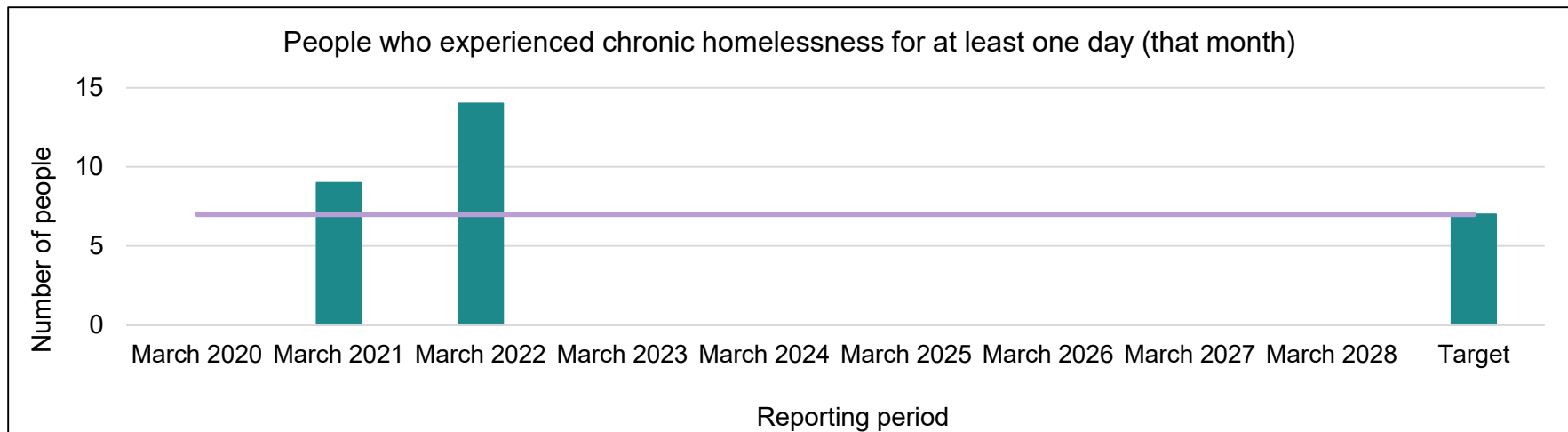


Have you changed any data as submitted in a previous CHR for Outcome #4? If yes, in the comment below please describe what was changed and why?

Please insert comment here

Outcome #5: Fewer people experience chronic homelessness (chronic homelessness is reduced)

	March 2020	March 2021	March 2022	March 2023	March 2024	March 2025	March 2026	March 2027	March 2028	Target
People who experienced chronic homelessness for at least one day (that month)										



Have you changed any data as submitted in a previous CHR for Outcome #5? If yes, in the comment below please describe what was changed and why?

We have included the 9 people who experienced chronic homelessness in March 2021, however are noting that the list was not fully comprehensive during this time to report on the other monthly outcomes.