

EVERYONE COUNTS

2018 SIMCOE COUNTY HOMELESS ENUMERATION REPORT



SCATEH
Simcoe County Alliance to
End Homelessness



United Way
Centraide
Simcoe Muskoka



20,000
HOMES

NOVEMBER 2018



Table of Contents

Acknowledgements	6
KEY FINDINGS	7
INTRODUCTION	10
National, Provincial and Community/Local Policy Context	11
National Context	11
Provincial Context	11
Community/Local Context	11
Definition of Homelessness	13
Canadian Definition of Homelessness	13
<i>Table 1: Canadian Definition of Homelessness, 2017*</i>	13
METHODOLOGY	15
Overview of Combined Point-in-Time Count and Registry Week	15
Enumeration Accountabilities	16
Ethical Review	16
Enumeration Processes	16
Community Engagement & Volunteers	17
Survey Administration	17
The Survey	18
The Assessment – Single Adult VI-SPDAT, Family VI-SPDAT, TAY-VI-SPDAT	19
Acuity	19
Special Populations	20
Enumeration Limitations	20
ENUMERATION RESULTS	22
<i>Table 2: Baseline Number of People Experiencing Homelessness in Simcoe County on April 24, 2018.</i>	22
Number and Rate of People Experiencing Homelessness in Simcoe County on April 24, 2018	23
Simcoe County’s Enumeration Survey Participants’ Socio-Demographic Characteristics	23
Locations Where People Experiencing Homelessness Stayed	24
<i>Table 3: Locations Where Participants and Their Other Household Members Stayed on April 24, 2018.</i>	24
Emergency Sheltered	25
Hidden Homeless/Couch Surfing	26



Socio-Demographic Information	27
Sexual Orientation	28
Participant Groups	28
Single Adults.....	29
Families	29
Youth.....	309
Youth-Led Families.....	290
Age Groups of Survey Participants.....	30
Age at First Experience of Homelessness	31
Women and Children Fleeing Domestic Violence.....	31
Experience Living in Foster Care Environments	32
Indigenous Peoples.....	33
Racial Identity.....	33
Immigrants and Refugees	34
Military and RCMP Service.....	34
Preferred Language	34
Income Sources	35
Mobility: Length of Time in Simcoe County.....	36
Current Community.....	37
Preferred Community.....	38
Demand for Housing Units by Homeless Survey Participants Across Simcoe County	39
Acuity Score	39
Chronic and Episodic Homelessness	41
Chronic Homelessness.....	41
Episodic Homelessness.....	41
Chronic, Episodic and High Acuity Homeless	42
Health Status/ Wellness	43
Physical Health	43
Substance Use	44
Mental Health	45
Tri-morbidity.....	46
Emergency Services Utilization	47
Routes to Homelessness:.....	48
Exits from Institutions to Homelessness.....	48
Exits from Foster Care to Homelessness.....	48



Foster Care	49
Exits from First Nations Reserves	49
Length of Time Since Last Had Permanent Stable Housing:	49
Newly Homeless	50
Reasons for Homelessness.....	51
Social Capital Among People Experiencing Hidden Homeless:.....	52
Precariously Housed	53
PRIORITY METHODOLOGICAL CONSIDERATIONS.....	55
Institutional Systems Data	55
Planned Enumeration Enhancements	55
NEXT STEPS AND RECOMMENDATIONS	56
Recommendations	56
Report Release and Communication	58
Building Local Service Capacity to Address Homelessness	58
REFERENCES	59



List of Tables

Table 1: Canadian Definition of Homelessness, 2017*	13
Table 2: Baseline Number of People Experiencing Homelessness in Simcoe County on April 24, 2018	22
Table 3: Locations Where Participants and Their Other Household Members Stayed on April 24, 2018.	24

List of Appendices

Appendix 1: Acknowledgements	62
Appendix 2: Detailed Methodology	66
Appendix 3: Map of Simcoe County Enumeration Areas	77
Appendix 4: Map of Demand for Housing Units by Homeless Survey Participants across Simcoe County	78
Appendix 5: Agencies Where People Experiencing Homelessness Stayed April 24, 2018: Simcoe County Service Provider Bed Utilization Data	79
Appendix 6: Glossary of Terms	84
Appendix 7: Enhancements for Future Homeless Enumerations	89
Appendix 8: The Surveys	93
Appendix 9: Special Population Data Tables	123
Enumeration Area	124
Gender Identity	129
Youth	132
Participants with Dependents	135
Indigenous Identity	138
Chronic Homelessness	141
Acuity Score	144
History of Foster Care	147
Lack of Stable Housing Due to Having Nowhere to Live After Having Left an Institution	150
Where Participants Stayed Point-in-Time Count Night	153
Newly Homeless	158
Precariously Housed Individuals	161



Acknowledgements

Simcoe County's first combined Homeless Point-in-Time Count and Registry Week would not have been possible without the support of many dedicated community members. Most importantly, we would like to thank the **488** people experiencing homelessness in Simcoe County who participated in the enumeration – the information you shared about your experience informs planning and work to end homelessness across Simcoe County, Ontario and Canada.

Also, many thanks to the **214** community and agency volunteers, including **137** local agencies' staff and **77** community volunteers who generously offered their time and expertise in conducting the enumeration.

Partners

Canadian Alliance to End Homelessness, 20,000 Homes Campaign
County of Simcoe
Georgian Bay Native Friendship Centre
Simcoe County Alliance to End Homelessness
United Way Simcoe Muskoka

Funders

Government of Canada's Homeless Partnering Strategy
Ontario Ministry of Municipal Affairs and Housing
The County of Simcoe

Regional Enumeration Advisory Committee Organizations

Barrie Native Friendship Centre
Canadian Mental Health Association
CONTACT Community Services
County of Simcoe
Elizabeth Fry Society
Georgian Bay Native Friendship Centre
Gilbert Centre
Krasman Centre
Salvation Army
Shelter Now
Simcoe Community Services
Simcoe County Alliance to End Homelessness
David Busby Centre
United Way Simcoe Muskoka

Sponsors

Community Connection, Collingwood
First Christian Reformed Church, Orillia
Food Basics, Midland
Johnny's Pizza, Alliston
Krasman Centre, Alliston
Metro, Orillia
No Frills, Barrie & Midland
Orillia Community Church, Orillia
Out of the Cold, Alliston
Rocco's Bakery, Alliston
Shelter Now, Midland
St. Andrew's Presbyterian Church, Barrie
Superstore, Midland

Enumeration Project:

The Simcoe County Homeless Enumeration was led by the Simcoe County Alliance to End Homelessness Project Staff: Olivia Forrest, Project Manager & Toni Crowe, Project Coordinator

Regional Planning Team Leads*

Barrie Lead: Sara Peddle
North Simcoe Lead: Sonia Ladouceur

Orillia & Area Lead: Joyce Ward
South Georgian Bay Lead: Laurie Straughan
South Simcoe Lead: Jennifer Fleury

Cover Photography: A very special thanks to Leah Denbok, a published, young, Collingwood artist whose portraits of people experiencing homelessness are featured on the cover of this report.

*See [Appendix 1: Acknowledgements \(page 62\)](#) for Regional Enumeration Advisory Committee, Local Enumeration Planning Group, and organizations that assisted in determining locations where people experiencing unsheltered homelessness had been known to stay in the past.

Project funding in part by the Government of Canada's Homelessness Partnering Strategy.



Homeless enumeration was funded under the Community Homelessness Prevention Initiative (CHPI). The CHPI has received funding support from the Ontario Ministry of Municipal Affairs and Housing.



KEY FINDINGS

Data Interpretation Considerations

697 represents the total number of persons experiencing homelessness on April 24, 2018 using observation, survey and agency utilization data (see [Table 2: Baseline Number of People Experiencing Homelessness in Simcoe County on April 24, 2018 \(page 22\)](#) for more information).

488 represents the number of unique homeless survey participants who provided consent for their information to be used.

635 represents the number of unique homeless survey participants and the number of children/dependents they identified as having stayed with them the night of the Point-in-Time Count.

Please note all survey questions were optional and in most cases offered a 'don't know' and/or 'decline to answer' option. The noted numbers (or "Ns") throughout this report vary because the number of survey participants whose answer was blank, 'don't know' and 'decline to answer' varied from question to question.

How Many:

697 people were counted as experiencing homelessness during the 2018 Simcoe County Homeless Enumeration. This enumeration, which can be thought of as a census targeted to unhoused Canadians, used a combined Point-in-Time (PiT) Count and Registry Week survey. These are methods used to measure sheltered and unsheltered homelessness. They provide a count of individuals and families in a community who are staying in homeless shelters, transitional housing, transitional/short-term housing (*provisionally accommodated* in: transitional housing, motels/hotels, temporarily with others or "couch surfing", hospitals, or correctional facilities), or sleeping in unsheltered locations (e.g., vehicles, sheds, wooded areas, and parks) during a specified 24-hour period, providing a "snapshot" of homelessness in a community.

Location Type:

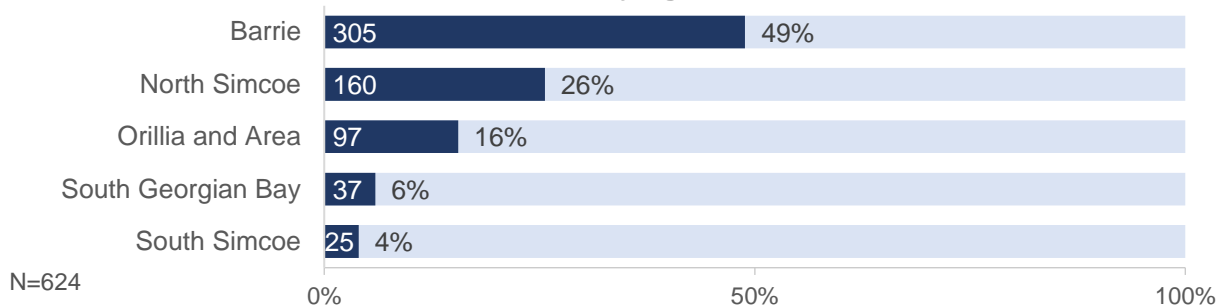
• Provisionally Accommodated	315	45%
• Emergency Sheltered	292	42%
• Unsheltered	82	12%
• Unknown Location (likely homeless)	8	1%

Cities & Towns Where Simcoe County's Homeless Population Were Staying:

• Barrie	305	49%
• Midland	138	22%
• Orillia	97	16%
• Collingwood	24	4%
• Alliston	24	4%
• Penetanguishene	17	3%
• Another place in Simcoe County	12	2%
• Wasaga Beach	9	1%



Current Region Where Participants and Their Other Household Members Were Staying



Key Characteristics:

- Simcoe County's rate of homelessness was approximately fourteen persons experiencing homelessness for every 10,000 residents.
- The majority (84 percent) of survey participants (and their household members) were living in Simcoe County's more urban centres: Barrie (242 people), Midland (103 people), and Orillia (63 people).
- Males (61 percent) were more prevalent in the surveyed homeless population than females (39 percent).
- Females were found to have more complex and challenging housing support needs than males with 65 percent of females and 51 percent of males reporting higher needs.
- Approximately eight percent of survey participants identified as lesbian, gay, bisexual, transgender, and/or queer (LGBTQ).
- 260 (57 percent of) survey participants met the Canadian definition of chronic homelessness, having experienced at least 180 days of homelessness in the past year.
- Single adults were the largest group of people experiencing homelessness and were overrepresented (70 percent) compared to the percentage of single adults in the general population (eighteen percent).
- Families comprised sixteen percent of survey participant households compared to 43 percent of Simcoe County households.
- Youth (including eleven youth-led families, 76 single person youth households, and eleven youth dependents) were overrepresented among the homeless population, making up sixteen percent of people experiencing homelessness yet only eleven percent of the county's population. Single youth (aged 16 to 24) made up sixteen percent of survey participants. There were nine unaccompanied minors (aged 15 to 17).
- People who identified as Indigenous were overrepresented among the homeless population, making up 29 percent of survey participants yet comprising only four percent of the population of the county.
- One tenth of people who were experiencing homelessness and one quarter of those using emergency shelters fled spousal/partner abuse, often with children.
- Almost 400 (393) survey participants reported they had used emergency services in the last six months (e.g., hospital emergency care, one or more nights in a jail/prison, taken an ambulance to hospital, a mental health crisis or suicide prevention service). The cumulative total services used was 8,539; an average of 21.7 services per person over the six-month period.



Demographics:

Gender Identity of Participants and Other Household Members Experiencing Homelessness

	Surveyed	Dependents	Total
• Male	296 (61%)	66 (49%)	362 (58%)
• Female	191 (39%)	70 (51%)	261 (42%)

Participants and Other Household Members by Age Group

	Surveyed	Dependents	Total
• 0-15	*	*	123 (19%)
• 16-17	**	**	14 (2%)
• 18-24	79 (16%)	5 (4%)	84 (13%)
• 25-44	233 (48%)	6 (4%)	239 (38%)
• 45-64	151 (31%)	0 (0%)	151 (24%)
• 65+	16 (3%)	0 (0%)	16 (3%)

* Between 0 and 5; data were suppressed for confidentiality because the number of surveyed participants was under 5

** Between 5 and 10; data were suppressed to ensure confidentiality

Indigenous:

Surveyed
139 (29%)

Routes to Homelessness:

- Almost one third (30 percent) of survey participants reported they were newly homeless.
- Participants reported their current lack of stable housing was due to having nowhere to live after they:
 - left a hospital or correctional facility (28 percent),
 - aged out of/left foster care (four percent), and
 - left their First Nations Reserve or a First Nations Reserve (two percent).
- About one quarter (24 percent) of survey participants indicated they had experienced living in foster care settings at some time in their past. Thirty percent of participants who had experienced living in foster care settings indicated their first experience of homelessness was before they exited foster care.

Top Four Reasons for Homelessness:

1. Addiction/ substance use (21 percent)
2. Inability to pay rent/mortgage (twenty percent)
3. Conflict with spouse/partner (sixteen percent)
4. Unsafe housing conditions (fifteen percent)



INTRODUCTION

The 2018 Homeless Enumeration is the first provincially mandated and federally supported, biennial province-wide count of its kind. The enumeration identified, engaged and surveyed as many people experiencing homelessness as possible – across the province and the nation – so that strategic efforts can be made to address respective local needs and ultimately end homelessness in Canadian communities.

The Simcoe County 2018 Homeless Enumeration used the Canadian definition of homelessness. [Table 1: Canadian Definition of Homelessness, 2017 \(pages 13 & 14\)](#) provides the definition of homelessness, and locations used to determine in which category an individual or family would be included.

The first Simcoe County enumeration was a Registry Week conducted over a three-day period in January 2016. The findings of this enumeration were reported in *Working to End Homelessness: Simcoe County 20,000 Homes Campaign Registry Week*. Because the methodology used in 2018 (a combined Point-in-Time (PiT) Count/Registry Week) was different than that used in 2016, comparison of results should be conducted with caution. The main methodological differences between the 2016 and the 2018 enumerations are presented below:

1. The addition of the Point-in-Time Count and Survey methodology including the use of tally sheets to record observed homelessness;
2. The addition of bed utilization data for April 24 provided by homeless services provider agencies that provide overnight accommodations; and
3. The increased community and stakeholder participation in the 2018 enumeration including:
 - A 78 percent increase in the number of enumeration volunteers from 2016 to 2018; and
 - The addition of enumeration planning teams in each of the county's five enumeration regions that resulted in the ability to access and survey more people.

In addition:

- Separate analyses of people who were precariously housed were conducted in 2018 while they were included in the main findings report in 2016.
- The use of assessment tools that were more targeted to the population surveyed in 2018 and resulted in more accurate assessments of housing support needs for youth and families.
- The time of year the enumeration was conducted changed from late January in 2016 to late April in 2018. While enumerations conducted in winter often find more people in sheltered locations and find fewer unsheltered people than those conducted in more moderate times of the year, information is not available to compare where participants in 2016 and 2018 stayed on a particular night.

For these reasons, the 2016 and 2018 enumeration findings are not comparable. The 2018 enumeration findings will set the baseline to which future homeless enumerations, using the same methodologies, will be compared.



National, Provincial and Community/Local Policy Context

National Context

In June 2018 the Government of Canada renewed its commitment to cut chronic homelessness in half by 2028 through Employment and Social Development Canada's (ESDC's) Homelessness Partnering Strategy (HPS)¹. Simcoe County partners with the federal government to meet this goal through several important funded programs including:

- Providing training for front-line homeless services workers to build community capacity to reduce homelessness, and
- Funding housing support and housing first workers to assist people, including Indigenous Peoples, who are experiencing chronic homelessness and housing instability, to find, secure and maintain permanent housing.

In 2016, 32 Canadian communities conducted a Point-in-Time (PiT) Count. Increasing its investments in homeless enumerations, in 2018 Employment and Social Development Canada (ESDC) provided support to the more than 60 communities across the nation that conducted a PiT count.

Provincial Context

The Province of Ontario is committed to ending chronic homelessness by 2025² and has mandated that the 47 Consolidated Municipal Service Managers conduct biennial Homeless Enumerations beginning in 2018. The Ministry of Municipal Affairs and Ministry of Housing (MMAH) has prioritized the following four homeless populations:

1. Chronic
2. Youth
3. Indigenous Peoples
4. People exiting provincial institutions into homelessness

Community/Local Context

The Simcoe County Homeless Enumeration and its findings are integral to the vision, mission, values and implementation of *Housing Our Future: Our Community 10-Year Affordable Housing and Homelessness Prevention Strategy* (10-Year Strategy). The 2018 Homeless Enumeration addresses activities 5.2, 5.3 and 5.8 of the 10-Year Strategy as presented below:

5.2 "Improve data on the incidence, scope and depth of homelessness and housing instability. Accurate data is required for policy decisions and program enhancements."

5.3 "Explore opportunities for integrated technologies like the Homelessness Management Information System (HMIS) which will provide monitoring tools for accountability for an integrated housing and homelessness service model."

5.8 "Facilitate strategic, integrated partnerships and service delivery between the homeless, health and corrections sectors."

¹ The Homelessness Partnering Strategy is transforming into Reaching Home with its renewal beginning in 2019.

² As of mid-October 2018, this commitment had not been confirmed by the current provincial administration.



In 2018, as part of its 10-Year Strategy implementation, the County of Simcoe reaffirmed its 10-Year Strategy commitment to *creating an integrated service model for housing and supports*. This model is informed through accurate data on the incidence, scope and depth of homelessness and housing stability gathered through the 2016 and 2018 Simcoe County Homeless Enumerations. These enumerations have and will continue to provide the data required for policy decisions and program enhancements in the Simcoe County homeless services system.

As results from the 2018 Homeless Enumeration are released, we will learn more about who is experiencing homelessness in Canada. We expect to learn that homeless populations across communities face similar challenges. While some communities are making great strides to successfully end chronic homelessness³, others are seeing smaller successes, and others are in the early stages of implementing their housing first programs.

The 10-Year Strategy drives the enumeration and its recommendations align with the Strategy's vision, mission and values. The vision of the Strategy is: "Adequate, appropriate and affordable housing for all Simcoe County residents." Its mission is: "To promote, provide and protect a range of housing options throughout the County of Simcoe." Value statements that are in particular alignment include:

- Access to housing options and necessary supports through the life cycle.
- Diversity in our housing stock, ensuring variety of tenure, affordability, style, and proximity to amenities.
- Collaboration amongst levels of government, community partners and systems, recognizing that the need for safe, affordable, healthy housing connects all of our mandates as we strive for people centred solutions.
- Financial stewardship in maintaining existing government-assisted housing, investing in additional affordable housing, and helping people move from homelessness into housing.

Having a safe and affordable home is an important foundation for good health, personal dignity and greater self-determination. The solution to homelessness is housing. As will be seen later in this report, there are various reasons people become homeless but the solution for everyone includes securing safe, stable, affordable, and appropriate housing. There is a need for affordable housing in every community in Simcoe County and across the housing continuum, from emergency shelter to private market, owned housing. However, low vacancy rates and high rental housing costs, limit affordable housing supply. Vacancy rates are less than three percent across the county (Canada Mortgage and Housing Corporation (CMHC), 2018) and people experiencing homelessness are one of many populations competing for limited housing stock. Recently, numbers released by apartment-hunting website Padmapper suggested Barrie was the fourth most expensive city in Canada to rent an apartment (Global News, 2018).

Housing is generally considered to be affordable if a household spends no more than thirty percent of its income on accommodation costs. For an individual who secures a one-bedroom apartment in Barrie, for example, according to the Canada Mortgage and Housing Corporation (CMHC) average market rent for a one-bedroom of \$1,035, their income would have to be above \$41,400 for their housing to be deemed affordable. Situations that require households to pay more than thirty percent of their income on housing are considered to be 'cost burdened'. Many of these households are forced to make very difficult decisions about paying their rent or paying for food, or utilities, or medication, or transportation, or other important expenditures.

³ For example, Medicine Hat, Alberta's mayor announced that the city was on schedule to end homelessness in 2015 (CTVNews.ca , 2015).



Definition of Homelessness

Canadian Definition of Homelessness

The 2018 Homeless Enumeration counted individuals and families who met the Canadian definition of different types of homelessness presented in Table 1: Canadian Definition of Homelessness, 2017. While currently there is no general, national, standardized definition of homelessness, the operating definition used for this enumeration was:

Homelessness describes the situation of an individual, family or community without stable, safe, permanent, appropriate housing, or the immediate prospect, means and ability of acquiring it.

Use of a national standardized definition with specified types would maximize comparability of the 2018 enumeration to future enumerations and across communities in the region, province and country.

Table 1: Canadian Definition of Homeless, 2017, provides the types of locations in which people who are defined as unsheltered, emergency sheltered and provisionally accommodated stay.

*Table 1: Canadian Definition of Homelessness, 2017**

	OPERATIONAL CATEGORY	LIVING SITUATION	GENERIC DEFINITION
1 UNSHELTERED	This includes people who lack housing and are not accessing emergency shelters or accommodation, except during extreme weather conditions. In most cases, people are staying in places that are not designed for or fit for human habitation.	1.1 People living in public or private spaces without consent or contract.	<ul style="list-style-type: none"> • Public space, such as sidewalks, squares, parks, forests, etc. • Private space and vacant buildings (squatting)
		1.2 People living in places not intended for permanent human habitation.	<ul style="list-style-type: none"> • Living in cars or other vehicles • Living in garages, attics, closets, or buildings not designed for habitation • People in makeshift shelters, shacks, or tents
2 EMERGENCY SHELTERED	This refers to people who, because they cannot secure permanent housing, are accessing emergency shelter and system supports, generally provided at no cost or minimal cost to the user. Such accommodation represents an institutional response to homelessness provided by government, non-profit, faith-based organizations and/or volunteers.	2.1 Emergency overnight shelters for people who are homeless.	These facilities are designed to meet the immediate needs of people who are homeless. Such short-term emergency shelters may target specific sub-populations, including women, families, youth, or Indigenous persons for instance. These shelters typically have minimal eligibility criteria, offer shared sleeping facilities and amenities, and often expect clients to leave in the morning. They may or may not offer food, clothing, or other services. Some emergency shelters allow people to stay on an ongoing basis while others are short-term and may be set up to respond to special circumstances, such as extreme weather.
		2.2 Shelters for individuals/families impacted by family violence.	
		2.3 Agency sponsored motel stays (through the Simcoe County Motel Voucher Program, stays are paid through a third party organization)	
		2.4 Emergency shelter for people fleeing a natural disaster or destruction of accommodation due to fires, floods, etc. (Not included in Simcoe County's 2018 enumeration.)	



Table 1: Canadian Definition of Homelessness, 2017 Continued

	OPERATIONAL CATEGORY	LIVING SITUATION	GENERIC DEFINITION
3 PROVISIONALLY ACCOMMODATED**	This describes situations in which people, who are technically homeless and without permanent shelter, access accommodation that offers no prospect of permanence. Those who are provisionally accommodated may be accessing temporary housing provided by the government or the non-profit sector, or may have independently made arrangements for short-term accommodation.	3.1 Interim Housing for people who are homeless. (Transitional housing falls into this category.)	Interim housing is a system-supported form of housing that is meant to bridge the gap between unsheltered homelessness or emergency accommodation and permanent housing.
		3.2 People living temporarily with others, but without guarantee of continued residency or immediate prospects for accessing permanent housing.	Often referred to as 'couch surfers' or the 'hidden homeless', this describes people who stay with friends, family, or even strangers.
		3.3 People accessing short-term, temporary rental accommodations without security of tenure.	In some cases people, who are homeless make temporary rental arrangements, such as staying in motels, hostels, rooming houses, etc.
		3.4 People in institutional care who lack permanent housing arrangements.	People who may transition into homelessness upon release from: penal institutions; medical/mental health institutions; residential treatment programs or withdrawal management centres; children's institutions/group homes.
		3.5 Accommodation/reception centres for recently arrived immigrants and refugees.	Prior to securing their own housing, recently arrived immigrants and refugees may be temporarily housed while receiving settlement support and orientation to life in Canada.

*This table was adapted from Turner Strategies, 2018 Alberta Point-in-Time Homeless Count Technical Report: 7 Cities on Housing and Homelessness.

**Ontario has increased the maximum lengths of stay in transitional housing units from one year (less a day) to four years. At the time the information was gathered for this report, four Simcoe County transitional housing providers reported their maximum stays were one year and four reported that they had increased their maximum stays to four years. (See [Appendix 5: Agencies Where People Experiencing Homelessness Stayed April 24, 2018: Simcoe County Service Provider Bed Utilization Data \[page79\]](#)).



METHODOLOGY

Overview of Combined Point-in-Time Count and Registry Week

The 2018 Homeless Enumeration was conducted April 24 to April 26, 2018 and used a combined Registry Week/Point-in-Time (PiT) Count methodology. The Enumeration provided a snapshot of homelessness in the rural communities, townships, towns, and cities of the five enumeration regions of Simcoe County. The regions are:

- Barrie (red on map),
- North Simcoe (brown on map),
- Orillia and Area (yellow on map),
- South Georgian Bay (dark green on map), and
- South Simcoe (light blue on map).

See [Appendix 3: Map of Simcoe County Enumeration Areas \(page 77\)](#) for a larger version of this map.

Registry Weeks are multi-day enumerations that survey people staying on the streets, in shelters, in other unsheltered locations, and/or in sheltered places not fit for human habitation (e.g., sheds, makeshift shelters and tents) and in temporary housing (e.g., transitional housing or institutional care). Registry Weeks rely on coordinated outreach processes that engage people who are experiencing homelessness and collect their personal information through the administration of a brief assessment.



PiT Counts survey homeless persons who are staying in the locations listed above, however, are conducted over a specified 24-hour period. PiT Counts also collect aggregated data including the number and basic socio-demographics of homeless persons staying in shelters, transitional housing, overflow shelters (e.g., out-of-the-cold programs), and motel voucher programs.

PiT Count night is required to be the first day of a combined PiT/Registry Week enumeration – as such the PiT Count in Simcoe County was Tuesday, April 24, 2018. Regardless which of the three days the surveys were conducted, all survey participants were asked where they stayed on the PiT reference night, Tuesday, April 24, 2018. Only people who were homeless on April 24 were counted as homeless for the enumeration.

PiT Counts are designed to provide a snapshot of basic demographics, reasons for homelessness, service use, and the number of unsheltered and emergency sheltered people experiencing homelessness, on one day of the year in a particular community.



Combined Point-in-Time (PiT) Counts and Registry Weeks provide valuable information about who is experiencing homelessness in our communities and what factors contribute to experiences of homelessness. Both PiT Counts and Registry Weeks are acknowledged to be undercounts as surveyors are not able to reach all of the hidden homeless (who are “couch surfers” who stay temporarily with friends, family, acquaintances or strangers).

Enumeration Accountabilities

As the Consolidated Municipal Service Manager (CMSM), the County of Simcoe is accountable to the Ministry of Municipal Affairs and Ministry of Housing (MMAH) and Employment and Social Development Canada (ESDC) for the enumeration process and outcomes. Aggregated survey, observational and shelter utilization data have been provided to ESDC and MMAH per their respective requirements and this enumeration report will be forwarded to them once it has been received by County Council. As in 2016, the David Busby Centre was funded to undertake the coordination and facilitation of related community planning and to carry out the community-based enumeration components.

Led by Simcoe County Alliance to End Homelessness’ (SCATEH) Regional Enumeration Advisory Committee, comprising contracted enumeration staff, county staff, service provider agency staff, and community volunteers, the enumeration was planned and conducted locally in each of the five regions of the county (Barrie, Orillia and Area, North Simcoe, South Georgian Bay and South Simcoe). Each region hosted its own central headquarters where last minute instructions, surveys, honoraria and other supplies, outreach routes, snacks, lunches, dinners, and drinks were provided to volunteers. Enumeration volunteer debriefing and survey reviews also occurred at these sites.

Ethical Review

The Simcoe County Homeless Enumeration project plan was submitted to the County of Simcoe’s Research Ethics Review Committee for approval. Of particular importance to the committee were the confidentiality and privacy protections of survey participants’ sensitive information, the vulnerability of survey participants, the security protocols in place to ensure privacy protection of the survey documents, the level of complexity of the consent form, the right of survey participants to withdraw their consent and opt not to answer questions or to discontinue their survey at any time, and the approval of the consent form and other aspects of the project by County legal and privacy staff. The project plan received the unanimous consent of the Research Ethics Review Committee to proceed as planned.

Enumeration Processes

Enumeration processes were very similar in each of the regional headquarters with the exception of a “magnet event” provided at the Krasman Centre in Alliston. A magnet event is a social engagement strategy used to draw people to a common place, on a given day, to share information and complete enumeration surveys with those willing to participate. Magnet events can be used to engage marginalized homeless populations (e.g., youth and Indigenous peoples).



Community Engagement & Volunteers

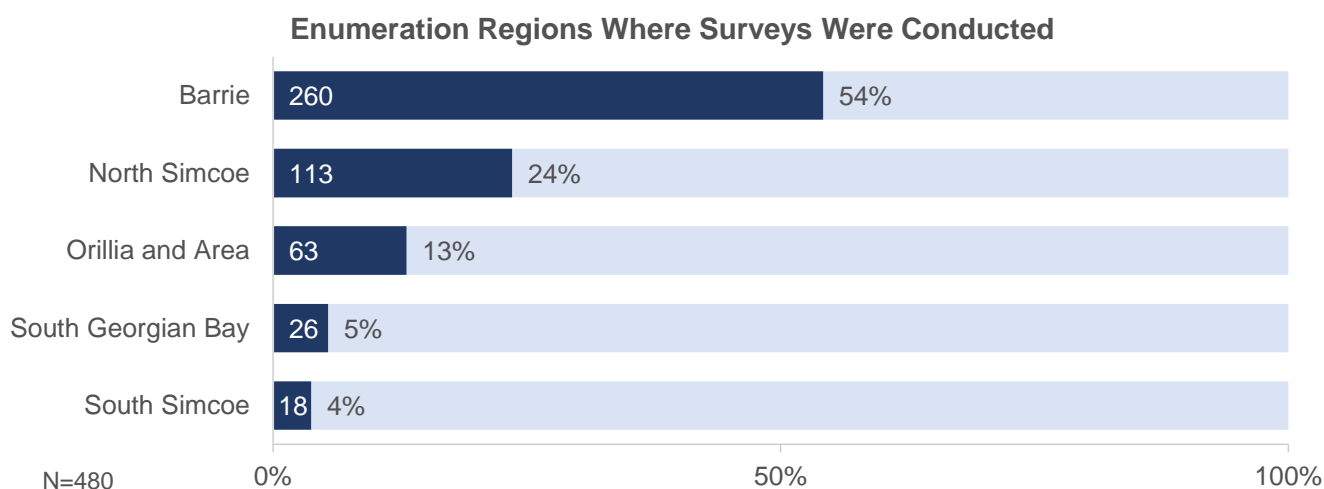
Across Simcoe County, communities participated in the enumeration in various ways (e.g., donating food and gift cards, as members of unsheltered survey outreach teams, surveying people in sheltered service provider settings, assembling supplies, providing headquarter facilities, entering survey data into an electronic data base for analysis, etc.). Marketing for enumeration survey participants, service providers, community businesses, and community volunteers included posters, inserts in Ontario Works payments, radio public service announcements, email solicitation of agency leaders, a county-wide news release to all local media outlets, recruitment in colleges, support for Social and Community Services supervisory/management staff participation, and extensive personal recruitment and requests by local enumeration planning team members.

Thirty-five agencies/organizations and a total of 137 staff and 77 community volunteers participated, totaling 214 volunteers. Training on safety considerations and how to administer the survey was provided to volunteers during the two weeks preceding the event. All volunteers also signed a volunteer waiver and confidentiality agreement to ensure compliance with internal ethical research review requirements due to the sensitive nature of the survey questions, and the vulnerability of the survey population.

Survey Administration

During the Point-in-Time Count (PiT)/Registry Week a total of 972 people were approached by volunteers to participate in the survey. Of these, 197 declined to participate, 73 had already participated, and 154 screened out of completing a survey. Of the 548 surveys that were conducted, twelve participants withdrew their consent, four surveys were missing consent forms, and the data from 25 duplicate surveys were not used. Nineteen surveys were completed by people who were precariously housed/at risk of homelessness. The findings from this latter population are presented separately below. (See [Appendix 9: Special Population Data Tables \[page 123\]](#).)

Surveys were administered in various locations including emergency shelters, transitional housing facilities, motels (especially in South Georgian Bay where there is no general population emergency shelter for persons who are experiencing homelessness), and a large number of unsheltered locations including parks, pathways, streets, alleys, and other open spaces. Sheltered locations included libraries, building vestibules and entrances, Ontario Works offices, and regional headquarter buildings. The table below provides the enumeration regions where surveys were conducted.





Types of locations where the surveys took place included:

- Shelters and out-of-the-cold programs (n=148).
- Community services, churches and libraries (n=126).
- Transitional housing (n=40).
- Unspecified locations in the county's towns and cities (n=34).
- Motels and motel voucher programs (n=30).
- In and around commercial buildings including coffee shops and fast food restaurants (n=29).
- Unsheltered locations including parks and bus stations (n=27).
- Over the telephone (n=7).

For the unsheltered count, teams of two or three were led by a person who had experience working with people experiencing homelessness and/or with other vulnerable populations. The teams were guided by Geographic Information Systems (GIS)⁴ maps and lists of pre-identified locations or “hot spots” where police officers, outreach workers and homeless service providers knew where persons who were homeless had stayed in the past.

While the vast majority of surveys were conducted in person, participants were provided the opportunity to complete their surveys over the telephone. A 1-800 phone number was used to ensure additional access and outreach to individuals experiencing homelessness, especially in rural and more remote areas. Upon request, designated translators in Barrie and Midland were available who could administer the survey in French, either in person or by telephone. While an important means to ensure that surveys were accessible to those in more rural areas or among people with mobility issues or who preferred to complete their surveys in French, the telephone survey take up was small, with only seven telephone surveys completed. No surveys were completed in French.

The final question of the survey requested survey participants' contact information to facilitate subsequent follow-up (referrals to the Simcoe County Regional Housing First and Rapid Re-Housing Programs and to other service providers as required) and to facilitate the creation of a Simcoe County 'By-Name List'. By-Name Lists are real-time lists of all people experiencing homelessness in communities. They are used to track household and system wide entries into and exits out of homelessness. 'By-Name Lists enable communities to know, in real time, the number of people who are experiencing homelessness in their communities and to connect them to the right services, at the right time, in a coordinated fashion as services are available.

The Survey

A single survey was administered containing: fourteen mandatory federal and four additional mandatory provincial Point-in-Time (PiT) Count questions; a brief assessment tailored to single adults, youth or families, as appropriate, and six local questions. The Canadian Observatory on Homelessness developed eight optional questions, some of which were similar to questions included in the assessment. In the interest of not overburdening survey participants with a survey that would take more than twenty minutes to complete, the Enumeration Advisory Committee opted not to use these optional questions and elected instead to add the six local questions. Some of the local questions were designed to gather information about the scope of the issue of discharges from institutions directly to homelessness in Simcoe County, and others were intended to facilitate post survey contact with survey participants and development of the By-Name List.

⁴ Geographic information systems (GIS) are computer systems for capturing, storing, checking, and displaying data related to positions on the Earth's surface. GIS can show many different kinds of data on one map, such as streets, buildings, and vegetation (National Geographic Society, 2017).



The Assessment – Single Adult VI-SPDAT, Family VI-SPDAT, TAY-VI-SPDAT

The assessment tools related to the Registry Week component of the Simcoe County enumeration were the:

1. Single Adult Vulnerability Index - Service Prioritization Decision Assistance Tool.
2. Family Vulnerability Index – Service Prioritization Decision Assistance Tool.
3. Transition Age Youth- Vulnerability Index – Service Prioritization Decision Assistance Tool.

The VI-SPDAT (Vulnerable Index - Service Prioritization Decision Assistance Tool) is a combination of the Vulnerability Index (VI), which helps measure chronicity and medical vulnerability, and the Service Prioritization Decision Assistance Tool (SPDAT), which is used as a coordinated intake and case management tool. The VI-SPDAT helps to quickly identify who should be recommended for housing and housing support services, based on the VI-SPDAT generated acuity scores (see Acuity below), the household's eligibility for the program, and local priorities for service provision. Questions are categorized and scored within the following life domains:

- History of Housing and Homelessness,
- Risks,
- Socialization and Daily Functioning,
- Wellness, and
- Family Unit (Family VI- SPDAT only).

Acuity

Acuity scores are generated through VI-SPDAT pre-screening and full-SPDAT assessments. As previously mentioned, the term “acuity” is used to describe the complexity of the situation or issues that an individual is facing which are likely to have an effect on their housing stability. *“In the case of an evidence-informed common assessment tool like the SPDAT, acuity is expressed as a number, with a higher number representing more complex co-occurring issues that are likely to impact overall housing stability.”* (OrgCode Consulting, Inc., 2014) Higher acuity scores indicate greater need for housing subsidies and housing support services as follows:

Based on the domain scores, participant scores are categorized by acuity level and an appropriate housing intervention is recommended as follows:

Acuity Level	Recommendation
High	An Assessment for Regional Housing First Program
Moderate	An Assessment for Regional Rapid Re-Housing Program
Low	No Housing Intervention (though other types of referrals may be made – e.g., referral to Regional Housing Resource/Access Centres for limited housing assistance)



Special Populations

Twelve special populations of interest within the homeless and near homeless population were identified and analyzed in detail. These populations included people experiencing homelessness by: enumeration area, gender identity, youth, participants with dependents, indigenous identity, chronic homelessness, acuity score, history of foster care, homelessness due to having nowhere to live after having left an institution, where participants stayed the night of the Point-in-Time Count, newly homeless and precariously housed individuals. The populations of interest were determined based on data availability and discussion with special population enumeration advisors and targets identified by the federal and provincial governments. Results from this analysis are scattered throughout the report and provided in detail in [Appendix 9: Special Population Data Tables \(page 123\)](#). In most cases the results mentioned within this report and text portion of Appendix 9 represent the statistically significant differences found in the analysis.

Enumeration Limitations

Enumeration and Point-in-Time (PiT) Counts in System Planning: While the enumeration provides important information in communities, it is one of several sources of data used to inform homeless services system planning in Simcoe County. Additional data sources include funded program and project reporting to the County of Simcoe, Emergency Shelter System data, and ad hoc and quarterly reports provided by homeless services providers. The Homeless Individuals and Families Information System (HIFIS) 4, the local homeless electronic management information system, when implemented, will augment these data sources, providing insights into the needs of people experiencing homelessness, how they move through the system of care, and how programs are faring against community objectives to end homelessness. To do homeless services system planning well, the Simcoe County homeless services system also relies on input provided by people with lived experience, service providers, and researchers. This homeless enumeration report is a complementary source of information in these efforts.

Representativeness of the Survey Sample: Similar to the 2016 Registry Week, due to the voluntary nature of the 2018 Homeless Enumeration participation and the convenience sampling procedure used by survey volunteer teams, the data gathered reflect self-reports of the people experiencing homelessness who were approached and consented to be surveyed. These experiences are not necessarily representative of the entire population experiencing homelessness in Simcoe County. The individuals surveyed underrepresent the portion of the population experiencing homelessness who may imminently be released from provincial institutions directly to homelessness, those in rural areas of the county, and the hidden homeless population. This should be taken into consideration when making generalizations about the homeless population in Simcoe County based on the findings from the 2018 Homeless Enumeration.

Failure of Survey Participants to Disclose Sensitive Information & Interviewer Bias: Lack of willingness to divulge sensitive information and interviewer bias relate to the use of community volunteers to administer surveys. First, it is very likely that the diverse gender identities and sexual orientation of survey participants were underreported to surveyors⁵. This failure to disclose often occurs with sensitive questions and/or when surveyors have not built the required trust of participants. The risk of

⁵ Gilbert Centre, personal communication; August 2, 2018, "While a majority of respondents identified as heterosexual, with a small majority reported as bisexual; it should be stated that there are likely more people who identify as gay/bi/lesbian than were reported". Further, "people in brief, public interventions are unlikely to identify as LGBTQ. Situations with ongoing rapport are more likely to generate people identifying as LGBTQ."



interviewer bias is due to the interview style of the survey and the sensitivity of the questions. The survey volunteer interviewer could have unintentionally influenced the responses provided by the survey participant. Examples of interviewer bias included the survey interviewer listing examples of responses to help explain a question (which the survey participant then chooses as their response), summarizing a question or a response instead of reading the question, and transcribing the response options verbatim. Recognizing interviewer bias is often a risk in social research, the enumeration training and survey prompts included instructions to survey volunteers which were designed to mitigate this risk.

Challenges Related to the Use of Paper Surveys: Significant staff time and resources were required to administer paper surveys in the five regional headquarters and to collect and enter the survey data. In addition, some paper survey answers were unclear and required judgement when being entered into the online tool. Unclear responses included interpretation of surveyors' handwriting on open-ended responses, understanding/ incorporating surveyor notes explaining close-ended questions, determining which close-ended answer was selected when it was unclear which the surveyor had checked, and the interpretation of key information when it was not recorded on the survey form (such as the date and time of the survey).

Inability to Modify Federal and Provincial Questions to Reflect Local Programs and Contexts: resulted in confusion, for example, about whether County of Simcoe Motel Voucher Program stays should be recorded as 'Emergency Shelter', or 'Motel/Hotel' stays. In the Simcoe County context, adding a "motel voucher" option to the list of types of places survey participants stayed would have addressed this confusion and provided more accurate data. With this response option it would have been clear whose motel stays were provided through the County of Simcoe's Motel Voucher Program (an emergency shelter equivalent stay) and whose were paid for by the survey participant or a third party.

In addition, the enumeration's screening questions did not indicate what types of households would be defined as "families", specifically, if spouses or partners without dependent children or other households without dependent children would be considered families. The Family VI-SPDATs (Vulnerability Index - Service Prioritization Decision Assistance Tool) implicitly defined families as households with dependent children. In this report all multi-person households are defined as families (i.e., those with and without dependent children, with multiple, independent youth and/or adults including spouses/partners or other unrelated or related adults). It is important to note, however, that in the special population tables (provided in [Appendix 9: Special Population Data Tables \[page 123\]](#)), families are defined per the Family VI-SPDAT as households with dependent children.

Unclear Responses Without Surveyor Verification of Responses to History of Homelessness Questions: resulted in the need to adjust homeless survey participants' responses when they answered "zero" to the question, "In total, how much time have you been homeless over the past year?" and "zero" to, "In total, how many different times have you experienced homelessness over the past year?" These questions are often poorly understood and answered by respondents as they tend not to include their current episode of homelessness in their responses unless specifically prompted to do so by their surveyor.



ENUMERATION RESULTS⁶

The Simcoe County Homeless Enumeration was conducted between April 24 and April 26, 2018. Survey participants were identified as experiencing homelessness according to the government of Canada and government of Ontario definitions of sheltered and unsheltered and provisionally accommodated homeless populations. (For these definitions, see [Table 1: Canadian Definition of Homelessness, 2017 \[pages 13 & 14\].](#))

Table 2: Baseline Number of People Experiencing Homelessness in Simcoe County on April 24, 2018.

Type of Homelessness/ Location Stayed April 24	Data Source	Count	Percentage
Unsheltered Location:			
Unsheltered – Surveyed	Number of unsheltered responses*; Surveyed	47	7%
Unsheltered – Observed	Number observed/refused homeless from tally sheets	35	5%
Total		82	12%
Emergency Sheltered:			
Emergency Shelter	Agency Utilization Data	129	18%
Violence Against Women Emergency Shelter	Agency Utilization Data	73	10%
Winter Overflow	Agency Utilization Data	43	6%
Motel Voucher	Agency Utilization Data	47	7%
Total		292	42%
Provisionally Accommodated:			
Transitional Housing	Agency Utilization Data	96	14%
Hidden Homeless (“couch surfing” (stayed with family/friends/acquaintances)	Surveyed	153	22%
Motel/Hotel (paid by participant or participants’ friends/family)	Surveyed	47	7%
Institutions (Health and/or Corrections)	Surveyed	19	3%
Total		315	45%
Unknown Location:			
Unknown (likely homeless)	Survey data: number of respondents who indicated they “didn’t know” where they would stay April 24 (and were likely homeless due to the types of belongings they had with them)**	8	1%
Total		697	100%

*Refers to survey participants who indicated they stayed in an unsheltered location when asked, “Where are you staying tonight?” or “Where did you stay on the night of April 24th?”

**Refers to the number of responses, “Respondent doesn’t know (likely homeless)” to the screening question, “Where are you staying tonight?” asked in the afternoon or evening of April 24, 2018.

⁶ Please see Data Interpretation Considerations box in Key Findings section on page 7 of this report.



Number and Rate of People Experiencing Homelessness in Simcoe County on April 24, 2018

A total of 697 persons⁷ were identified as experiencing homelessness in the 2018 combined Point-in-Time (PiT) Count and Registry Week as presented previously in [Table 2: Baseline Number of People Experiencing Homelessness in Simcoe County on April 24, 2018 \(page 22\)](#). They are unique individuals who were identified through:

1. Their participation in the enumeration survey; or
2. Being observed by survey outreach teams; or
3. Being included in agency bed utilization data lists of people who stayed at various emergency shelter, motel voucher and transitional housing program sites on April 24, 2018. See [Appendix 5: Agencies Where People Experiencing Homelessness Stayed April 24, 2018: Simcoe County Service Provider Bed Utilization Data \(page 79\)](#) for a detailed listing of where and how many people experiencing homelessness in Simcoe County stayed on April 24, 2018.

A total of 697 persons experiencing homelessness translates to a prevalence rate of approximately fourteen persons experiencing homelessness for every 10,000 residents of Simcoe County.⁸ This rate enables comparisons of the prevalence of homelessness in communities of various sizes. Comparing prevalence rates from 2016 enumeration activities across the province (since 2018 comparisons are not yet available), Simcoe County's prevalence rate of six for every 10,000 population compares with the same rate in Hamilton and Waterloo Regions, is a little higher than in London (five per 10,000), and lower than Toronto's nine per 10,000 population. As Simcoe County's 2018 enumeration processes were more thorough with more volunteers and more extensive efforts to identify people experiencing homelessness in all five regions (compared to in 2016) most importantly, the inclusion of agency bed utilization data, an increased homelessness prevalence was expected.

Simcoe County's Enumeration Survey Participants' Socio-Demographic Characteristics⁹

A total of 488 people completed surveys which included their 147 dependents and other adults including spouses and partners. In total, the surveys provided information for a total of 635 people experiencing homelessness in Simcoe County on April 24, 2018. The survey information provides the characteristics and experiences of 91 percent of the 697 people identified as experiencing homelessness in Simcoe County on April 24, 2018. The information gathered through the surveys, reporting on 635 people, is the focus of the Enumeration Results section of this report.

⁷ Homelessness Enumerations are known to provide undercounts of the total number of people experiencing homelessness in communities. Undercounting is the result of the difficulty of surveying and counting everyone who is experiencing homelessness in a community, especially the "hidden homeless" who stay temporarily with friends, family or acquaintances and those who regularly move from community to community, and those who may be temporarily institutionalized (in a correctional or mental or physical health facility) on the night of the enumeration.

⁸ The rate of homelessness is calculated by dividing the 697 persons who were counted as experiencing homelessness in Simcoe County on April 24, 2018 by 516,092 (the estimated total population of Simcoe County on July 1, 2018) and multiplying the result by 10,000 (Government of Ontario, 2018).

⁹ Please note all survey questions were optional and in most cases questions offered a 'Don't know' or 'Decline to answer' option. The survey denominator throughout the report varies because 'Blank', 'Don't know' and 'Decline to answer' options were only included if they represented five percent or more of participants' responses.



Table 3: Locations Where Participants and Their Other Household Members Stayed on April 24, 2018 (below) provides the types of locations the 488 people who participated in the survey (“survey participants” or “participants”) and their 147 other household or family members stayed the night of April 24, 2018 (The Point-in-Time (PiT) Count night). The majority of survey participants reported they slept in sheltered locations.

When survey participants were asked where they sleep most frequently, the majority indicated shelters, followed by other people’s places (i.e., couch surfing), transitional housing, motels and outdoor locations. These results are similar to where survey participants reported they actually stayed or would stay the night of the Point-in-Time (PiT) Count.

Locations Where People Experiencing Homelessness Stayed

Table 3: Locations Where Participants and Their Other Household Members Stayed on April 24, 2018.

Breakdown of Survey Participants and Other Household Members by Where They Stayed April 24, 2018 (The Point-in-Time (PiT) Count Night)					
	Where Participants Stayed PiT Night	Survey Participants	Other Household Members	Total Identified Through Surveys	Percentage
Unsheltered (Surveyed)	Makeshift Shelter	6	4	10	2%
	Other Unsheltered Location*	10	2	12	2%
	Public Space	21	0	21	3%
	Vehicle	4	0	4	1%
Emergency Sheltered	Emergency Shelter and Domestic Violence Shelter	192	50	242	38%
	Motel Voucher (through Motel Voucher Program)	12	10	22	3%
Provisionally Accommodated	Transitional Housing	64	33	97	15%
	Couch Surfing (stayed with family/friends, acquaintances)	114	39	153	24%
	Institutions (hospital, correctional facilities)	19	0	19	3%
	Motel/Hotel (paid by participant or participants' friends/family)	41	6	47	7%
Unknown Location	Unknown (likely homeless)	5	3	8	1%
Total		488	147	635	100%

*Please note that “Other Unsheltered Location” was the option for survey participants whose unsheltered location was not a makeshift shelter, public space, abandoned building, or vehicle such as garages or barns not meant for human habitation (i.e., without running water, heat and/or hydro) or private outdoor spaces such as porches and backyards. Public spaces included sidewalks, parks, forests and bus shelters.

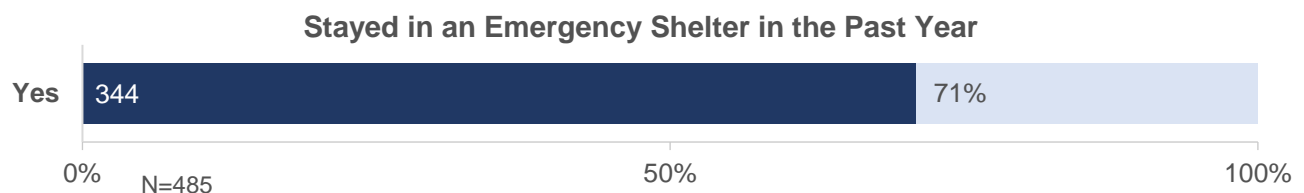


Half (49 percent) of the people experiencing homelessness who were surveyed in various places, stayed in locations that provided provisional accommodation. Examples include transitional housing, living temporarily with others without immediate prospects for accessing permanent housing (“couch surfing”), institutional settings (such as hospitals and jails), or short or longer term stay motels (paid by the participant or others) on April 24, 2018. Most of the rest of this population (41 percent) stayed in emergency or domestic violence shelters, or in motels supported through community agencies’ motel voucher programs. Eight percent stayed in unsheltered locations (such as parks or wooded areas, public spaces and vehicles). The remainder (one percent) did not yet know where they would be staying that night (April 24, 2018 or Point-in-Time (PiT) Count night). Very few survey participants stayed in unsheltered locations.

Comparing where people in the different regions of the county stayed. Barrie had the highest percentage of participants who stayed at an emergency shelter the night of the PiT Count, followed by South Simcoe. South Georgian Bay and Orillia and Area had the highest percentage of participants who stayed in transitional housing (provisionally accommodated). Orillia and Area, followed by North Simcoe, had the highest percentage of participants who were hidden homeless (couch surfing). South Georgian Bay had the highest percentage of survey participants who stayed in motels/hotels.

A statistically significant difference was found between the percentage of males and females who stayed in different locations the night of the PiT Count. Females were more likely than males to report staying in transitional housing and males were more likely than females to report staying in unsheltered locations.

Emergency Sheltered



The graphic above shows, 71 percent of survey participants reported they stayed in an emergency shelter in the past year. The 2017 *Simcoe County Emergency Shelter Database Analysis* reported a total of 2,266 unduplicated people stayed in a Simcoe County emergency shelter or motel voucher bed in 2017. (County of Simcoe, 2018)

Emergency shelters provide short-term basic needs (e.g., meals, showers, laundry, safety from weather and abusive people), support and emergency housing to homeless individuals and families. Individuals who are staying in an Emergency Shelter are often described as “absolutely” or “literally” homeless. Emergency shelter may take the form of congregate shelter, domestic violence or Violence Against Women shelter, overflow or Out-of-the Cold shelter or motel voucher beds (paid for by a third party). There is no general population women’s shelter or family shelter in Simcoe County’s homeless services system and not all regions across the county have general population emergency shelters. In these communities, overflow/out-of-the cold shelters or motel vouchers are the equivalent emergency sheltering option for those seeking shelter who are not fleeing domestic violence.



Emergency shelters are seen as a critical component of a homeless services system, designed to serve people whose homelessness is rare, brief (30 days or less), and nonrecurring. However, emergency shelter responses to homelessness aren't always brief or rare or nonrecurring. Shelter is also known to be the most expensive solution to homelessness compared to permanent housing solutions. The *2017 Simcoe County Emergency Shelter Database Analysis* reported that for most people using shelters, stays are brief. The average shelter stay for singles in 2017 was nineteen days and for families was eighteen days. And, more than three quarters of shelter stayers in 2017 stayed for one to 25 nights. The shelter recidivism rate is defined in the emergency shelter database analysis as the proportion of people who stay in any Simcoe County shelter in one year and return to the same or a different shelter at any point during the next year. The Simcoe County shelter recidivism rate for 2017 was twenty percent. This means over 80 percent did not return to emergency shelter, at least not in 2017 (County of Simcoe, 2018).

Hidden Homeless/Couch Surfing

About one quarter (24 percent) of the survey participants indicated they would/did couch surf on the night of the Point-in-Time Count. Often referred to as 'couch surfers' or the 'hidden homeless', this describes people who stay with friends, family, or even strangers. They are typically not paying rent, their duration of stay is unsustainable in the long term, and they do not have the means to secure their own permanent housing in the future. They differ from those who are staying with friends or family out of choice in anticipation of prearranged accommodation, whether in their current hometown or a new community. This living situation is understood by both parties to be temporary, and the assumption is that it will not become permanent.

In *The State of Homelessness in Canada 2013*, an attempt was made to estimate the number of people who are hidden homeless. The report states: *"one Canadian study in Vancouver estimated 3.5 people were considered to be homeless for everyone who was homeless. While the methodology of this study is sound, it was conducted in only one city, and the difference between cities, their infrastructure to support homelessness and their homeless population, are significant. Applied nationally with a more conservative 3:1 ratio, as many as 50,000 people could be estimated to be hidden homeless on any given night in Canada."* (Canadian Observatory on Homelessness; Canadian Alliance to End Homelessness, 2013) Applied locally, approximately 1,494 people could be estimated to be hidden homeless on any night in Simcoe County¹⁰. This estimate suggests that about ten percent of the hidden homeless in Simcoe County participated in the enumeration survey.

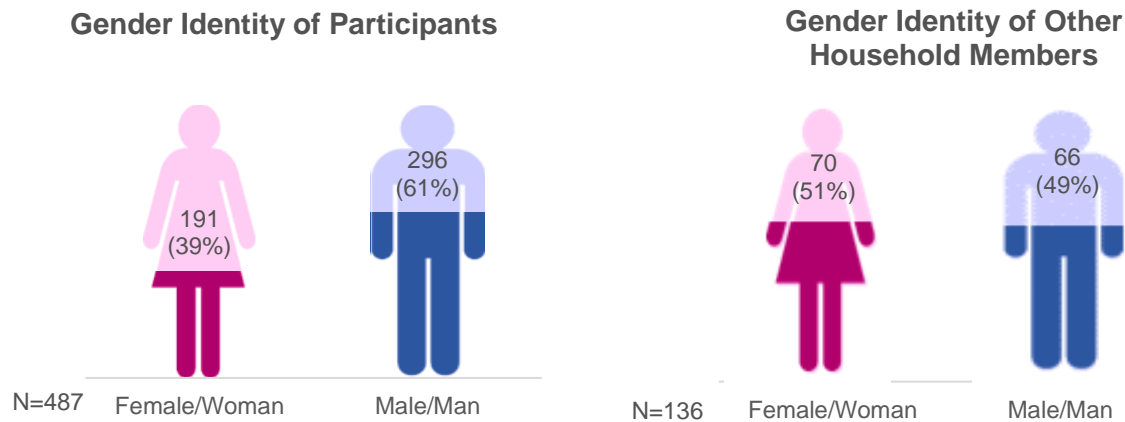
¹⁰ Calculated based on information provided in [Table 2, Baseline Number of People Experiencing Homelessness in Simcoe County on April 24, 2018](#) (page 22): 635 (total included in survey results) minus 153 (total identified as hidden homeless) = 482 (people who identified as homeless but not hidden homeless X 3.1 = 1,494 (estimated number of hidden homeless in Simcoe County).



Socio-Demographic Information

People experiencing homelessness are as diverse as most other groups in Canada. There is no such thing as a “typical” homeless person. The majority of survey participants were male (61 percent) compared to females (39 percent) and between the ages of 25 and 49. The median age of participants was 37.

Gender Identity of Survey Participants and Their Other Household Members



The majority of survey participants identified as male (61 percent). When we include other household members reported by survey participants, we find that the gender of the additional household members follows the demographic trend of the general population of Simcoe County, with 51 percent female and 49 percent male (Statistics Canada, 2018). While fewer females than males reported experiencing homelessness in Simcoe County, the incidence of homelessness among women in this community is higher than in other communities in Ontario and Canada, where only about one quarter to one third of women report being homeless¹¹. Within the regions of the county, South Georgian Bay saw an even split between female and male survey participants whereas North Simcoe saw the largest difference with 67 percent male and 33 percent female survey participants.

No survey participants self-identified as two spirited, genderqueer/gender non-conforming, trans male/trans man, trans female/trans woman nor gave a not listed response. According to staff of the Gilbert Centre¹²: “People in brief, public interventions are unlikely to identify as lesbian, gay, bisexual, transgender, and/or queer (LGBTQ). Situations with ongoing rapport are more likely to generate people identifying as LGBTQ.”¹³ It is unlikely that the level of rapport or trust of the enumeration surveyor would have developed sufficiently for participants who had gender identities aside from male or female to feel comfortable sharing this information with surveyors.

¹¹ For example, Point-in-Time count reports from Alberta and Peterborough 28 percent of people experiencing homelessness across seven cities in Alberta and 32 percent of people experiencing homelessness in Peterborough identified as female in their 2018 and 2016, respectively, The Point-in-Time (PiT) Counts reports.

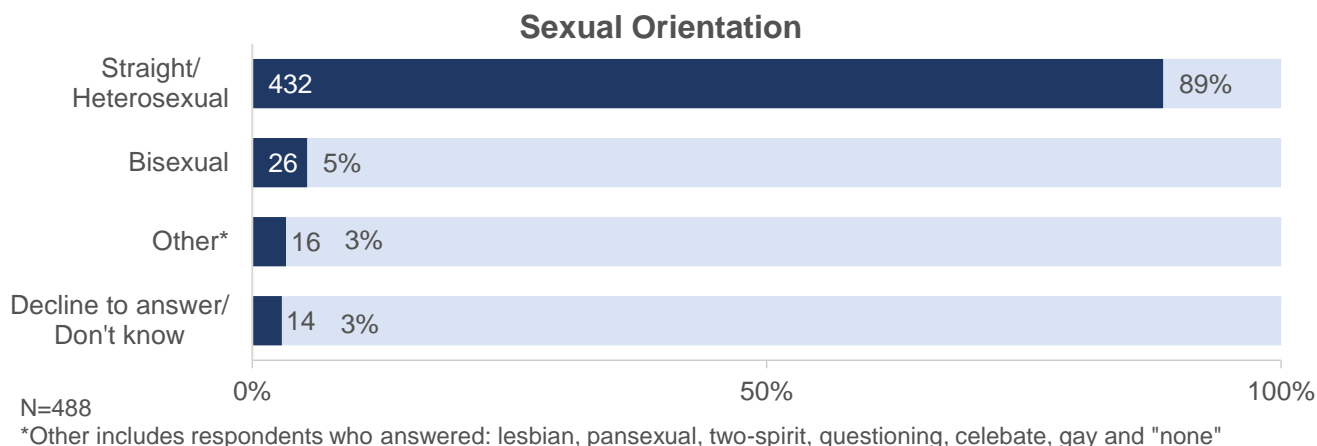
¹² Per the Gilbert Centre’s mission statement, The Gilbert Centre is a community-based, not-for-profit, charitable organization that... celebrate(s) the lives of people living with and affected by HIV and the individuals and families from the LGBTQ communities. The Gilbert Centre (provides) programming to serve lesbian, gay, bisexual, transgender individuals and families.” (Gilbert Centre, 2018)

¹³ Gilbert Centre, personal communication: August 2, 2018.



Sexual Orientation

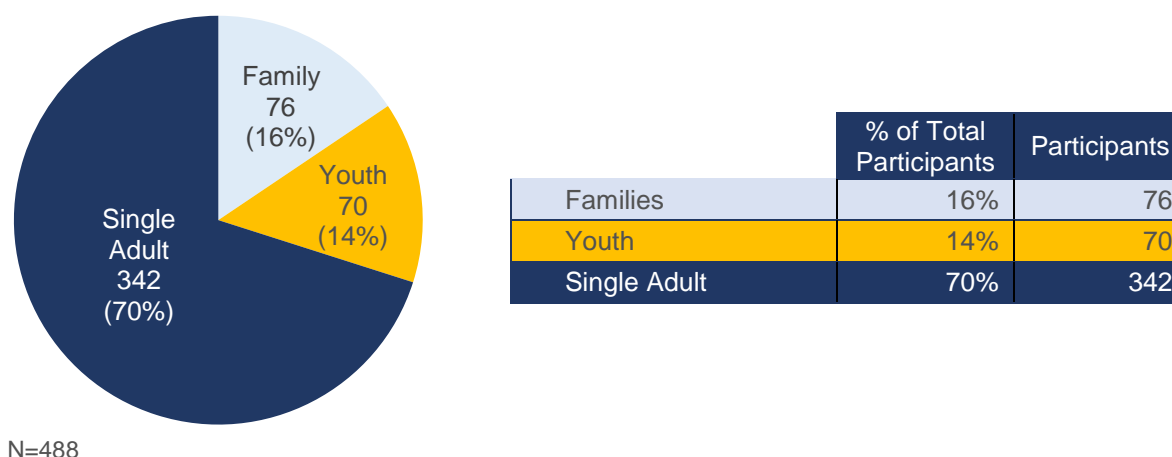
The majority (89 percent) of survey participants reported their sexual orientation as straight/heterosexual. Five percent reported that they were bisexual, three percent reported “other” (which included lesbian, pansexual, two-spirit, questioning, celibate, gay and “none”).



These data show slightly higher rates than a Statistics Canada's report which reported, "1.7% of Canadian adults between the ages of eighteen and 59 reported themselves to be homosexual (gay or lesbian) and 1.3% reported themselves to be bisexual". (Statistics Canada, 2017) A Toronto based study of youth experiencing homelessness reported lesbian, gay, bisexual, transgender, and/or queer (LGBTQ) youth make up between 25 and 40 percent of the homeless youth populations. (Covenant House Toronto, 2018) Consistent with Gilbert Centre staff's expectation of underreporting of sexual orientation noted above, only sixteen percent of youth survey participants identified as LGBTQ.

Participant Groups

Survey Participant Groups*



*The type of assessment VI-SPDAT (Vulnerability Index - Service Prioritization Decision Assistance Tool) used in the survey was used to indicate the number of households in each group because the survey data were less clear in determining household type.



Single Adults

While single adults (aged 25 and older) comprised only eighteen percent of the population of Simcoe County, they represented the vast majority of survey participants experiencing homelessness (70 percent) on April 24, 2018. The 2018 enumeration findings confirm that homelessness continues to be a social problem affecting a disproportionate number of single adults.

Families

Where Families Stayed on April 24, 2018	
Unsheltered Location	**
Emergency Sheltered	32
Provisionally Accommodated	39
Respondent Doesn't Know	**
Total	76
** Suppressed due to low response	

Families comprised sixteen percent of the enumeration survey participants. Females were more likely than males to report having a dependent stay with them the night of the Point-in-Time (PiT) Count. South Simcoe saw the highest percentage of survey participants who reported having dependents with them the night of the PiT Count.

Survey data indicate that most (39) families were provisionally accommodated in transitional housing (twenty families), staying with someone else/couch surfing (fourteen families) and in a motel/hotel paid for by the family (five families). Few families stayed in unsheltered locations including makeshift shelters, public spaces and other unsheltered locations. Agency utilization data showed 32 families stayed at violence against women shelters (eighteen families) and the county's motels through the Motel Voucher Program (fourteen families).

As noted previously, since there is no family shelter for families who are not fleeing domestic violence in Simcoe County, most families seeking emergency shelter services are sheltered through the County of Simcoe's Motel Voucher Program. According to agency utilization data provided for the night of the PiT Count, twelve families used motel vouchers across the county on April 24, 2018.

Youth

Youth are an especially vulnerable and fast growing population of persons experiencing homelessness in Simcoe County. Best practice suggests intervening quickly with this population with family mediation (when safety is not a concern), street and agency outreach, homelessness prevention, and housing first services. Although 70 survey participants filled out a Youth VI-SPDAT (Vulnerability Index - Service Prioritization Decision Assistance Tool), 88 were identified as youth by reporting their age was between ages sixteen and 24. Youth, (including eleven youth-led families, 76 single person youth households, and eleven youth dependents) represented about sixteen percent of people experiencing homelessness on the night of the Point-in-Time (PiT) Count while making up eleven percent of the general population of Simcoe County (Statistics Canada, 2018).

Single youth (i.e., youth without dependents) comprised a total of sixteen percent of enumeration survey participants. It is very likely that there was a much larger number of youth experiencing



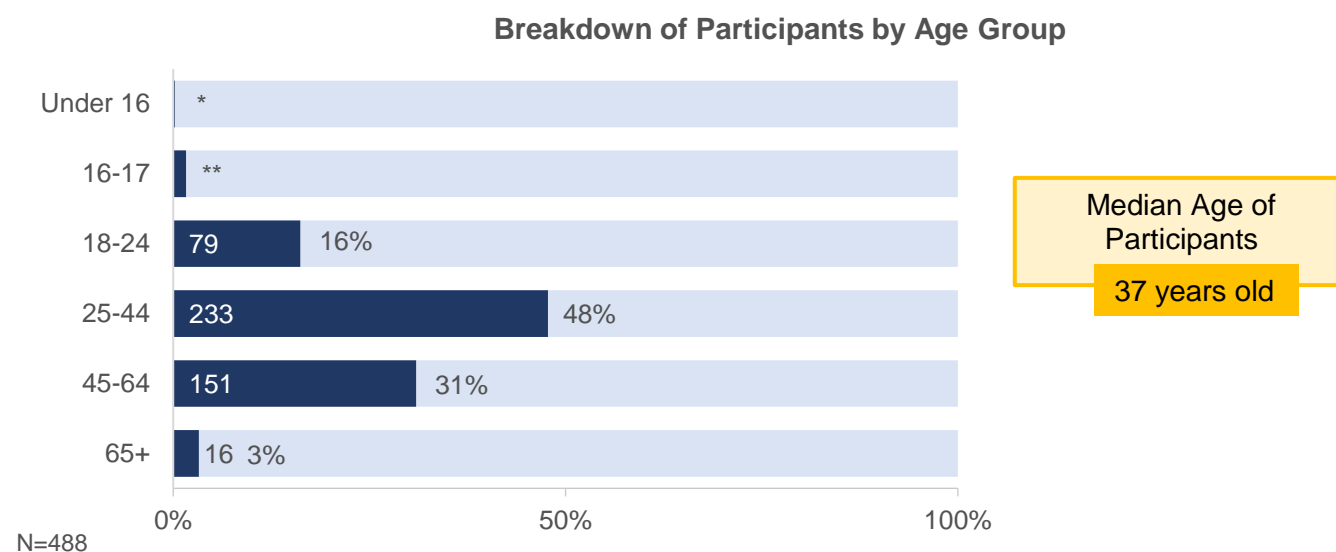
homelessness that were not counted on April 24, 2018 as youth tend to be wary of unknown adults and many youth stay with others, forming a large percentage of the hidden homeless.

Nine survey participants (two percent) were unaccompanied minors (fifteen to seventeen years of age). The remaining 79 (sixteen percent) were youth aged eighteen to 24 (including youth singles and youth-led families).

Youth-Led Families

Eleven youth-led families experiencing homelessness were counted in Simcoe County's enumeration. About half stayed in transitional housing, the others stayed at someone else's place (i.e., 'couch surfing'), emergency shelters and motel voucher programs. There are two youth transitional housing programs in the county, one which serves youth-led families. Some of Simcoe County's violence against women shelters will accept youth-led families in their programs as well.

Age Groups of Survey Participants



* Between 0 and 5; data were suppressed for confidentiality because the number of survey participants was under 5

** Between 5 and 10; data was suppressed to ensure confidentiality

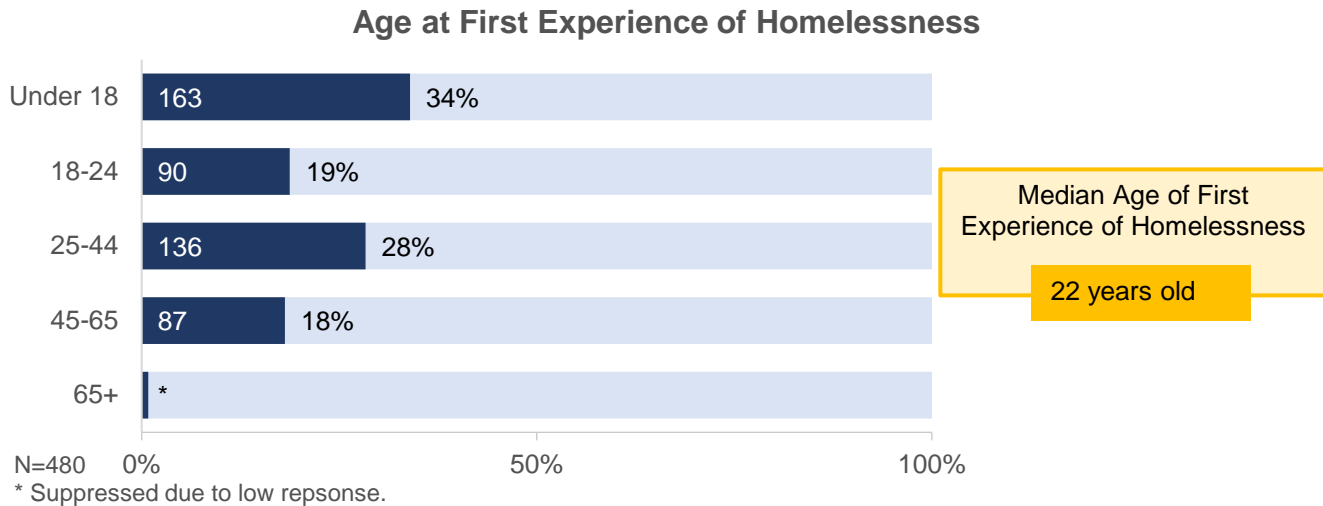
The median age of survey participants was 37 years old. About half of those surveyed were in the younger to middle aged adult group (aged 25 to 44) and almost one third (31 percent) were in the middle to older adult age group (45-64). Males were more likely than females to report their age was between 45-65 years.

Older adults comprised only three percent of the survey group. Since the average life expectancy of people experiencing unsheltered/street and sheltered/emergency shelter homelessness (together referred to as absolute homelessness), is between 40 and 49 years of age (Homeless Hub, 2014), and further, since the death rate for people experiencing homelessness is eight to ten times higher than for housed people of the same age (Shapcott, 2007), it is not surprising that there are few who were age 65 or older.



The age distribution of survey participants between the regions of the county was fairly similar, although South Georgian Bay had more survey participants in the 45 to 64 age group and less survey participants in the 25 to 44 age group (compared to in other areas).

Age at First Experience of Homelessness



The largest percent (34 percent) of participants reported their age at first experience of homelessness as under eighteen, followed by 25-44 (28 percent).

The age survey participants reported first experiencing homelessness was similar across the areas of the county although participants surveyed in South Simcoe reported the highest percentage who were in the 25 to 44 year age group, and a higher median age of 34 years.

The age participants first experienced homelessness was related to their level of acuity scores. As noted previously, the term “acuity” is used to describe the complexity of the situation or issues that an individual or family is facing which are likely to have an effect on their housing stability. Those with high acuity scores typically need supports in securing and maintaining housing.

Survey participants with high acuity were more likely to report the age they first experienced homelessness was less than eighteen years of age. Survey participants with low acuity were more likely to report they were between 25 and 44 years of age when they first experienced homelessness.

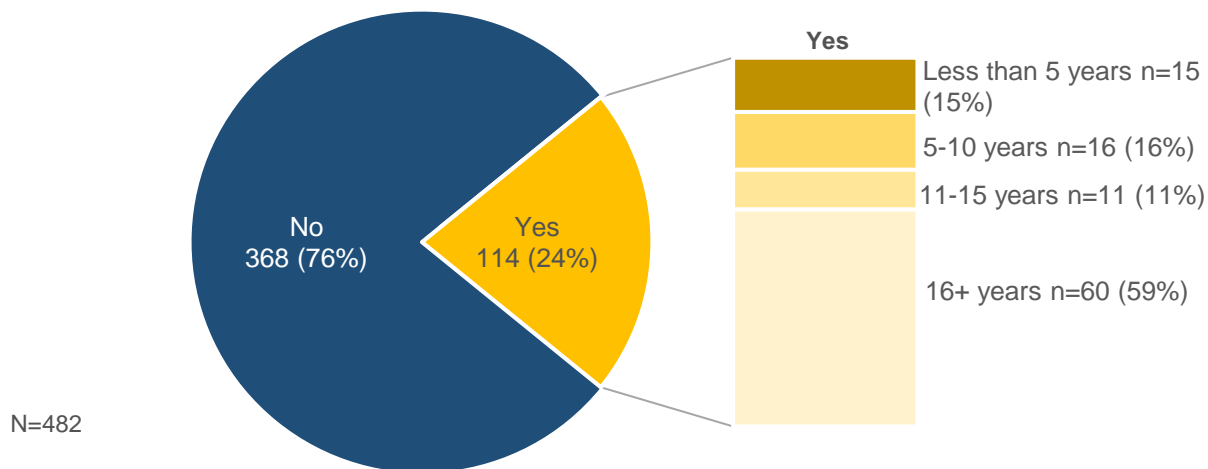
Women and Children Fleeing Domestic Violence

Utilization data showed one quarter of the people who slept in emergency shelter equivalent beds on April 24, 2018 were women and children who were fleeing domestic violence, staying in one of Simcoe County's Violence Against Women (VAW) Shelters. This accounts for ten percent of the entire population of people who were identified as homeless that night. (For a listing of VAW shelters and basic information about those who stayed in them on April 24, 2018, see [Appendix 5: Agencies Where People Experiencing Homelessness Stayed April 24, 2018: Simcoe County Service Provider Bed Utilization Data \(page 79\)](#). Also, for a more extensive data tables referencing women who were surveyed, please see the Gender Identity section in [Appendix 9: Special Population Data Tables \(page 123\)](#).)



Experience Living in Foster Care Environments

Breakdown of Survey Participants Who Have Lived in Foster Care Environments



Almost one quarter (24 percent) of survey participants reported that they had lived in foster care environments in the past. The majority of survey participants who reported living in foster care environments in the past, lived in these environments sixteen or more years ago. Those with histories of living in foster care were more likely than those who had not lived in foster care to:

- Report having addiction issues (53 percent versus 42 percent);
- Report their age at first experience of homelessness as less than eighteen (51 percent versus 29 percent); and
- Identify as Indigenous or having Indigenous ancestry (38 percent versus 26 percent).

Research has found that transitioning out of provincially funded institutions and service systems, including child protection services, increases an individual's vulnerability to becoming homeless. The relationship between living in foster care environments and struggling with homelessness has been found to extend into adulthood. Focusing on youth, a 2011 study conducted by the Chapin Hall Center for Children at the University of Chicago found as many as 31 percent of former foster youth spend time homeless or couch surfing. (Children's Rights, 2018)



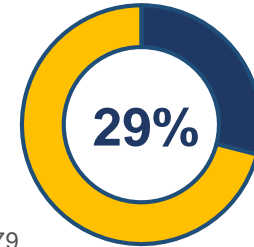
Indigenous Peoples

While Indigenous Peoples make up only four percent of the Simcoe County population (Statistics Canada, 2018), 29 percent of survey participants identified as Indigenous in the April 24, 2018 Simcoe County Homeless Enumeration – that’s more than seven times their prevalence in the population.

Of the 29 percent of survey participants who identified as Indigenous or having Indigenous ancestry:

- 58 percent identified as First Nations,
- 33 percent identified as Metis, and
- Eight percent identified as “having Indigenous ancestry”.

Identified as Indigenous or Having Indigenous Ancestry



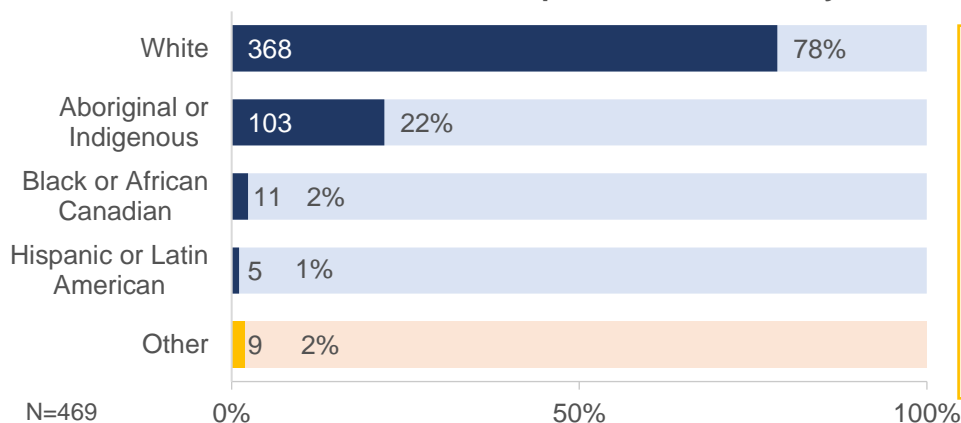
N=479

According to the 2016 National Shelter Study, the disproportionate representation of Indigenous Peoples experiencing homelessness is more pronounced in shelters and among Indigenous seniors and adults than in other age groups. Indigenous Peoples are over ten times more likely to use a shelter than non-Indigenous Peoples. And, when compared with rates of shelter use by non-Indigenous Peoples, shelter use is twenty times higher for Indigenous seniors and thirteen times higher for Indigenous adults” (Employment and Social Development Canada, 2016). Shelter Utilization data indicate that eleven percent of shelter users on April 24, 2018, in Simcoe County were Indigenous. (See [Appendix 5: Agencies Where People Experiencing Homelessness Stayed April 24, 2018: Simcoe County Service Provider Bed Utilization Data \[page 79\].](#))

Participants who identified as Indigenous Peoples were more likely than non-Indigenous Peoples to report they were first homeless before they turned eighteen and that they had been in foster care.

Racial Identity

Self Reported Racial Identity



N=469

This question allowed for multiple responses.

Other included: South Asian, Asian, West Asian and some other responses that could not be recoded into pre-existing categories because there were too few responses or the responses were unclear.

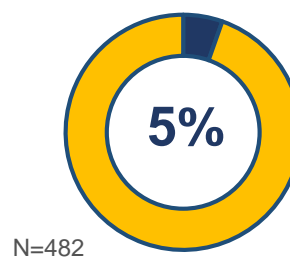


The majority of survey participants identified as white and just over one in five survey participants identified as Aboriginal or Indigenous. More survey participants identified as Indigenous or having Indigenous Ancestry (139) than reported their racial identity was Aboriginal or Indigenous (103). Only two percent of participants identified as Black or African Canadian, one percent identified as Hispanic or Latin American, and two percent of respondents reported other backgrounds.

Immigrants and Refugees

People who identified as immigrants or refugees were underrepresented among the homeless population, making up five percent of survey participants yet fifteen percent of the general population of the county. Of participants who reported they were immigrants or refugees, the majority (84 percent) reported they had moved to Canada more than five years ago.

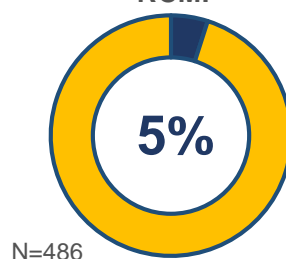
Immigrant or Refugee



Military and RCMP Service

Five percent of participants reported they had served in the Canadian military and/or Royal Canadian Mounted Police (RCMP).

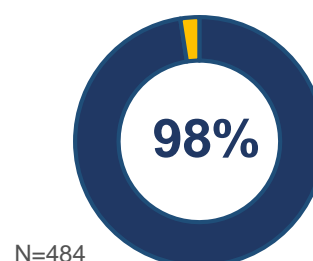
Reported Serving in the Military and/or RCMP



Preferred Language

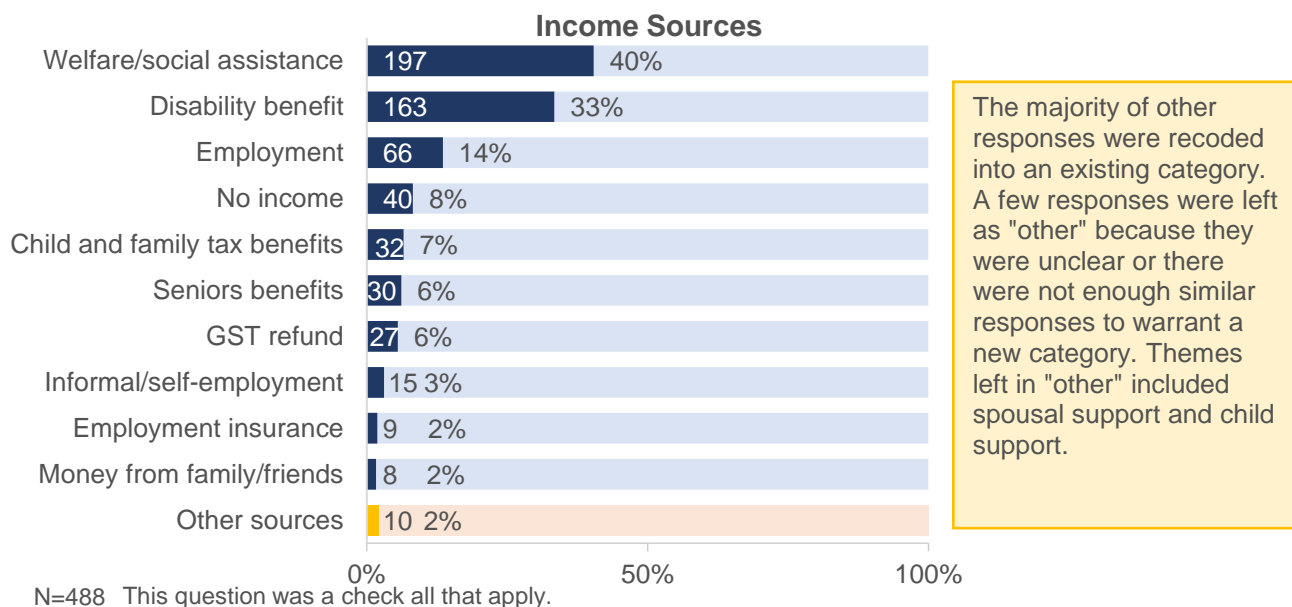
Ninety-eight percent of survey participants reported they feel best able to express themselves in English. Very few survey participants reported that they preferred to express themselves in French, American Sign Language, Middle Eastern languages, German, or else reported no preference.

Express Themselves in English



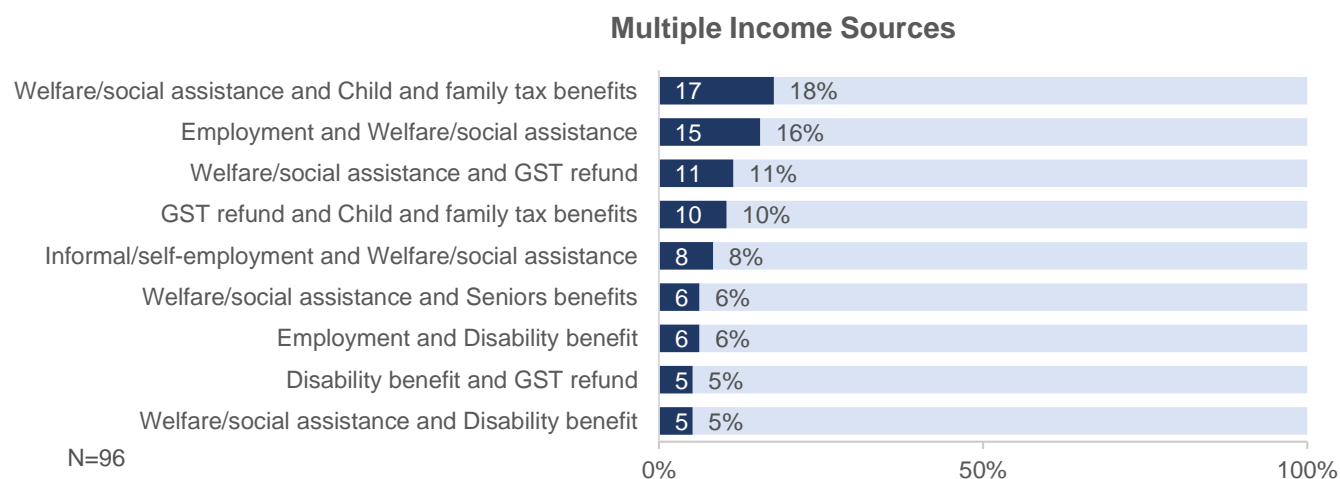


Income Sources



Ninety-two percent of survey participants indicated they had at least one income source; and eight percent reported they had no income. Twenty percent of participants reported more than one income source. The top three income sources were welfare/social assistance¹⁴, disability benefit, and employment. Almost three out of four (73 percent) indicated they received welfare/social assistance and/or disability benefits. Fourteen percent indicated a source of their income was employment.

Of the participants who reported multiple sources of income, the most commonly mentioned were; welfare/social assistance and children and family tax benefits (eighteen percent), employment and welfare/social assistance (sixteen percent) and welfare/social assistance and GST refund (eleven percent).



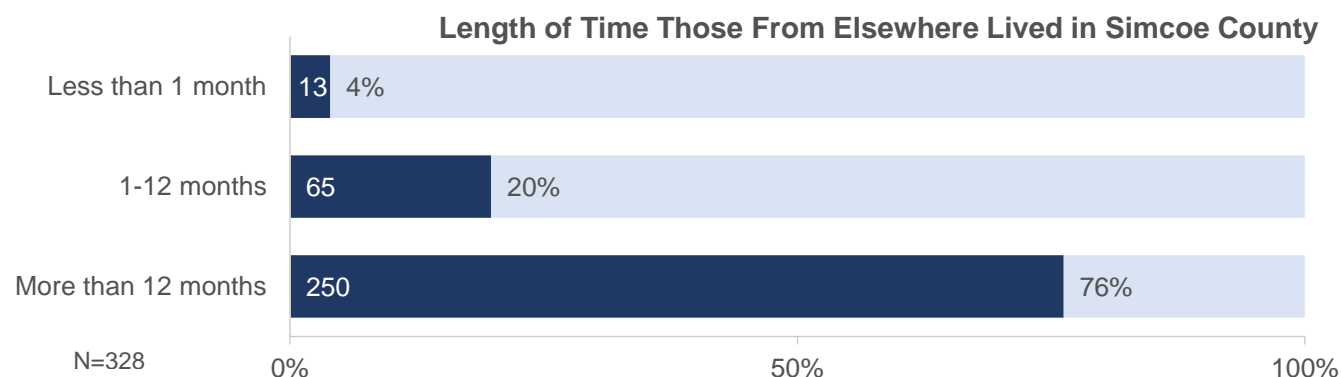
¹⁴ Despite the evolution to the term "social assistance" from the now rarely used term "welfare", the federal/provincial enumeration income survey question used both terms to ensure all survey participants were clear about what was being asked.



Mobility: Length of Time in Simcoe County

Some people experiencing homelessness are transient, moving between locations, sometimes to secure the services or supports they require, sometimes to find housing they can afford and sometimes for other reasons. The 2018 Homeless Enumeration gathered the following information about the mobility of survey participants. Sixteen percent of all participants reported they moved to Simcoe County in the last year.

Thirty-one percent reported they have always lived in Simcoe County. Sixty-nine percent reported they moved to Simcoe County from elsewhere. Of the participants who reported moving to Simcoe County, the majority have lived in Simcoe County over a year.



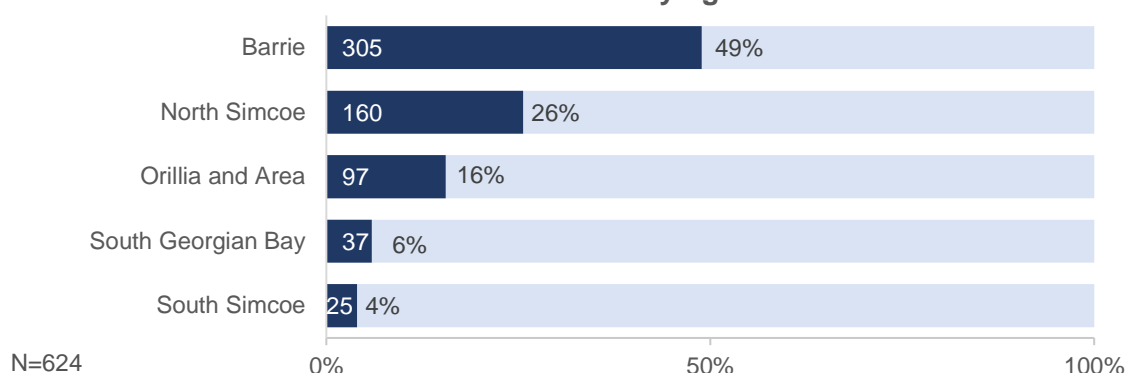
Of those who reported moving to Simcoe County from elsewhere, about three quarters have lived in the county for more than one year, twenty percent for one month to one year, and four percent for less than one month.

Survey participants who reported living elsewhere in the past, commonly reported they came to Simcoe County from Toronto (65 participants), Hamilton, Halton or Peel (22 participants) and outside of Ontario (28 participants).



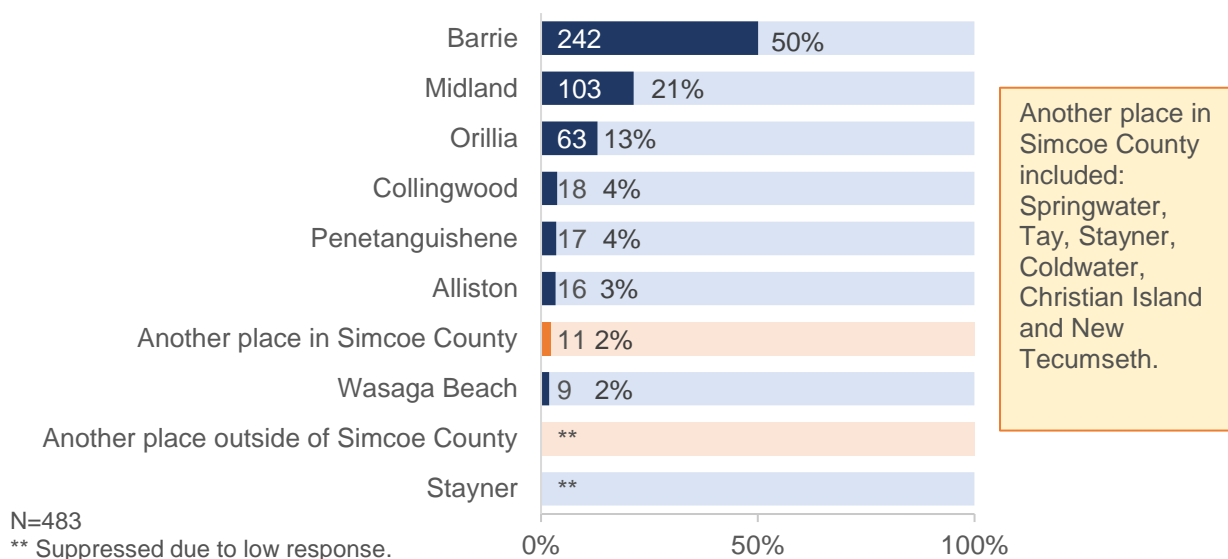
Current Community

Current Region Where Participants and Their Other Household Members Were Staying



Almost half (49 percent) of the survey participants and their other household members were living in Barrie on April 24, 2018. More than one quarter (26 percent) were in North Simcoe, sixteen percent were in Orillia and area, six percent were in South Georgian Bay, and four percent were living in South Simcoe.

Cities and Towns Where Survey Participants Were Staying

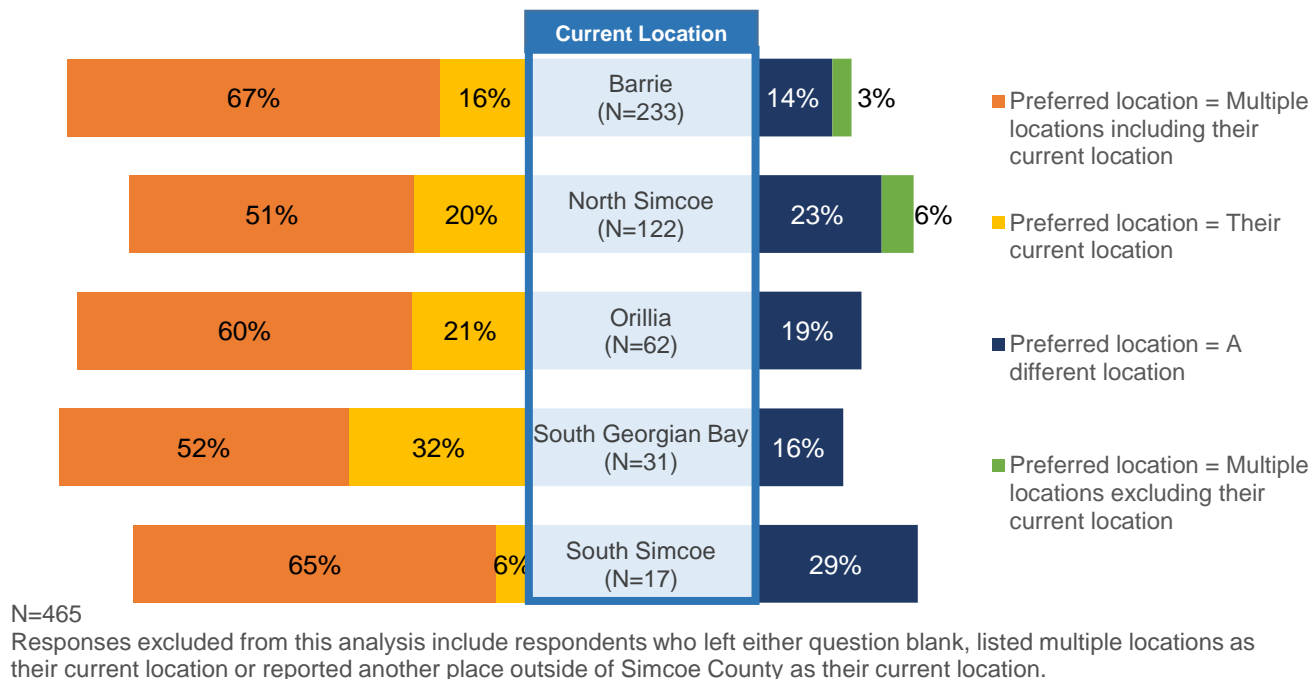


The majority (84 percent) of survey participants were staying in Simcoe County's more urban centres: Barrie (242 people), Midland (103 people), and Orillia (63 people). This is at least partly because urban centres offer more services as well as housing opportunities to people experiencing homelessness. People with low incomes who live in less populated areas and who have fewer services available to them, often have additional challenges with accessing transportation they need to get the services they require in other communities.



Preferred Community

Preferred Compared to Current Location To Live



As reported previously, participants were asked what community they currently live in and, if appropriate housing was available, what community they would prefer to live in. The graphic shows the enumeration area participants currently live in (light blue) and the horizontal bars represent participants' preferred locations to live.

Sixty-seven percent of participants who were living in Barrie on April 24, 2018 indicated they would prefer to find permanent housing in several places including Barrie. Sixteen percent of participants who lived in Barrie on Point-in-Time Count night said they would like to find permanent housing in Barrie only. Fourteen percent said they would like to live in a different community, and three percent indicated they would prefer to live in one of several communities excluding Barrie.

While some people experiencing homelessness indicated that they would like to live away from their current community (represented in dark blue and green), often because it was an unhealthy environment or included negative influences, some indicated they wanted to continue to live in their current community (represented in yellow and orange) often because they may have supports they were engaged with in the community. The largest group of participants were open to living anywhere they could find affordable, appropriate, safe housing. These were the participants who reported multiple locations where they would prefer to live (represented in orange and green).

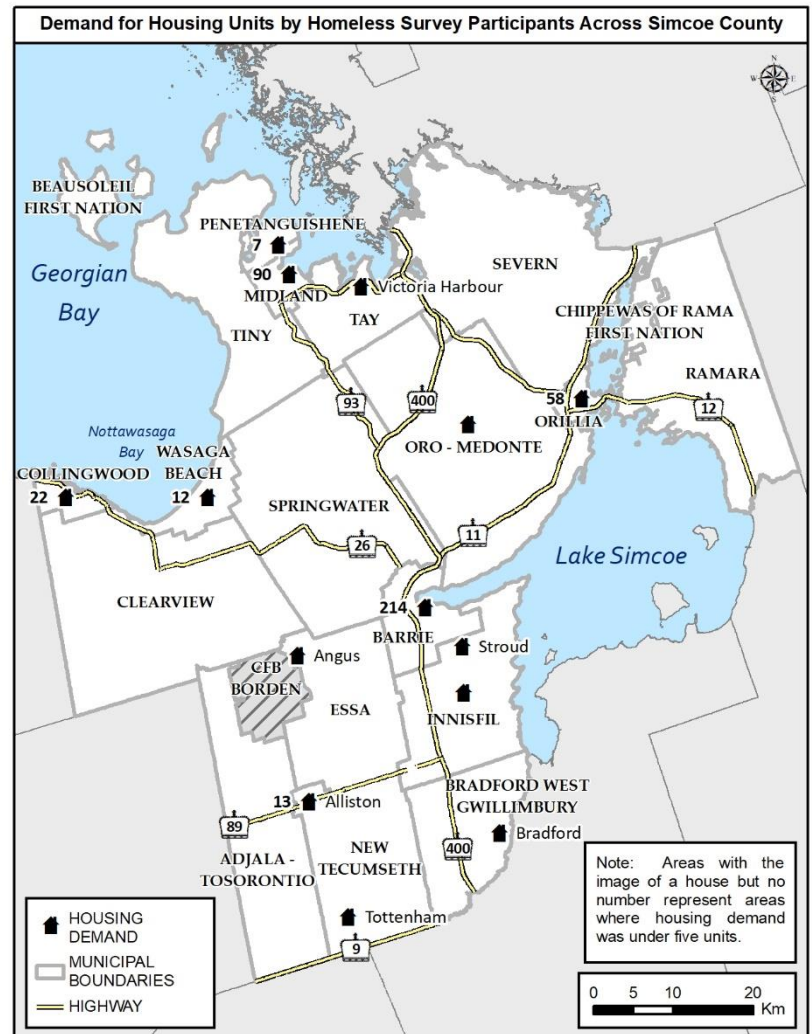


Demand for Housing Units by Homeless Survey Participants Across Simcoe County

2018 enumeration data showed that survey participants were cumulatively seeking a total of 435 housing units throughout the county. Another 26 housing units were desired in communities outside of Simcoe County. The map to the right shows the number of housing units per community required by survey participants. See [Appendix 4: Map of Demand for Housing Units by Homeless Survey Participants across Simcoe County \(page 78\)](#) for a larger more detailed map of the demand for housing units.

It is unlikely that 435 affordable, permanent, independent, and safe rental units can be secured in the county within a reasonable timeframe. To meet this level of demand, less conventional options including shared housing and host homes would need to be explored and pursued as appropriate. The map to the right provides the number of housing units desired in each identified Simcoe County community where participants reported they would prefer to live.

Our Community 10-Year Affordable Housing and Homelessness Prevention Strategy contains targets across the Simcoe County that include supportive housing for people experiencing homelessness.



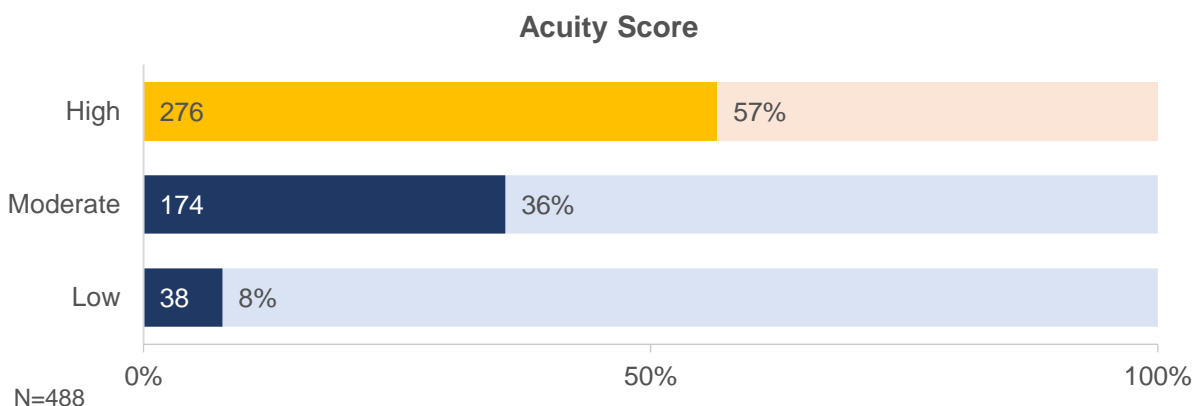
Acuity Score

Acuity scores for survey participants were calculated using survey participants' answers from the VI-SPDAT (Vulnerability Index - Service Prioritization Decision Assistance Tool) questions. (See "SPDAT:" and "Acuity Scores" in the Methodology section above for additional explanations of SPDATs [Service Prioritization Decision Assistance Tool] and Acuity Scores.) The term "acuity" is used to describe the complexity of the situation or issues that an individual or family is facing which are likely to have an effect on their housing stability. "In the case of an evidence-informed common assessment tool like the SPDAT, acuity is expressed as a number, with a higher number representing more complex co-occurring issues that are likely to impact overall housing stability." (OrgCode Consulting, Inc., 2014) Higher acuity scores indicate greater need for housing subsidies and housing support services.



In the Simcoe County homeless services system, based on the acuity scores, the availability of local resources, and other local criteria the following three actions are recommended:

1. High acuity scores → Full SPDAT assessment for Regional Housing First Program referral
2. Moderate acuity scores → Full SPDAT assessment for Regional Rapid Re-Housing Program referral
3. Low acuity scores → No housing intervention (possible recommendation for Regional Housing Resource/Access Centre support)



Females were more likely than males to have high acuity with 65 percent of females having high acuity compared to 51 percent of males. Males were more likely than females to have low acuity. Fifty-seven percent of all survey participants (276 people) scored in the “high acuity” range on their assessments, indicating they had a greater need for assistance and support in securing and maintaining housing than those with lower assessment scores. Their high acuity scores suggested post-enumeration follow-up, recommendation for a full SPDAT (Service Prioritization Decision Assistance Tool) assessment and, depending on their relative score and other factors, recommendation for referral to the Regional Housing First Program. Those with moderate scores (36 percent or 174 people) would also be recommended for a full SPDAT assessment and, depending on that score and other factors, referral to the Regional Rapid Re-Housing Program with its limited financial and housing support services. Those with low scores (eight percent or 38 people) would not be recommended for housing intervention although other supports such as housing support through Regional Housing Resource/Access Centres may be recommended.



Chronic and Episodic Homelessness

Chronic Homelessness

According to the Canadian definition of homelessness, chronic homelessness refers to individuals, often with disabling conditions (e.g., chronic physical or mental illness, substance abuse problems), who are currently homeless and have been homeless for six months or more in the past year (i.e., have spent at least 180 cumulative nights in shelter or places not meant for human habitation in the past year). Simcoe County's definition of chronically homeless also includes the hidden homeless (people staying with others who can't stay there as long as they want – 'couch surfers'). Two hundred and sixty survey participants (57 percent) reported they were chronically homeless on April 24, 2018.

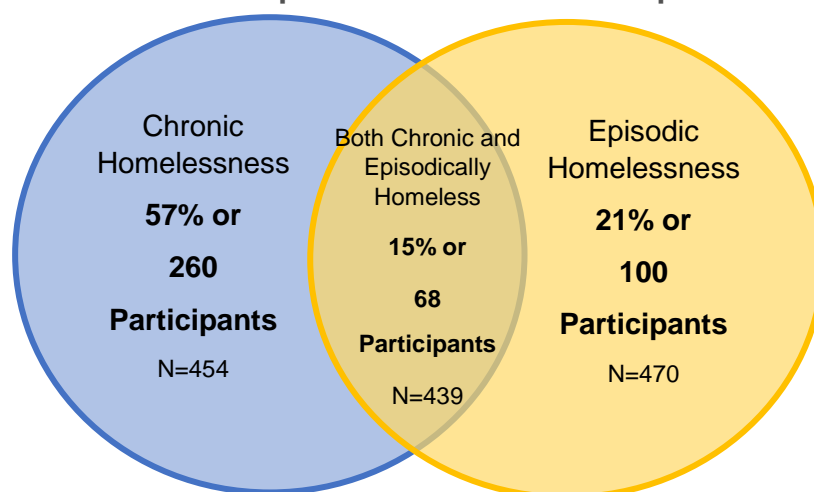
Episodic Homelessness

The Canadian definition of episodic homelessness refers to individuals, often with disabling conditions, who are currently homeless and have experienced three or more episodes of homelessness in the past year. Of note, episodes are defined as periods when a person has stayed in a shelter, or place not fit for human habitation, and at least 30 days after this stay, is provided shelter (in that or another emergency shelter) or place not meant for human habitation. Simcoe County's local definition also includes hidden homeless/couch surfing and does not define the length between stays in the various types of locations. One hundred survey participants (21 percent) reported they were episodically homeless (had at least three episodes of homelessness in the past year) on April 24, 2018.

Eleven survey participants (fifteen percent of survey participants) were both chronically and episodically homeless on Point-in-Time (PiT) Count night. Seven percent of participants reported they didn't know or declined to answer how much time they had been homeless over the last year.

Very few survey participants in South Simcoe were chronically or episodically homeless.

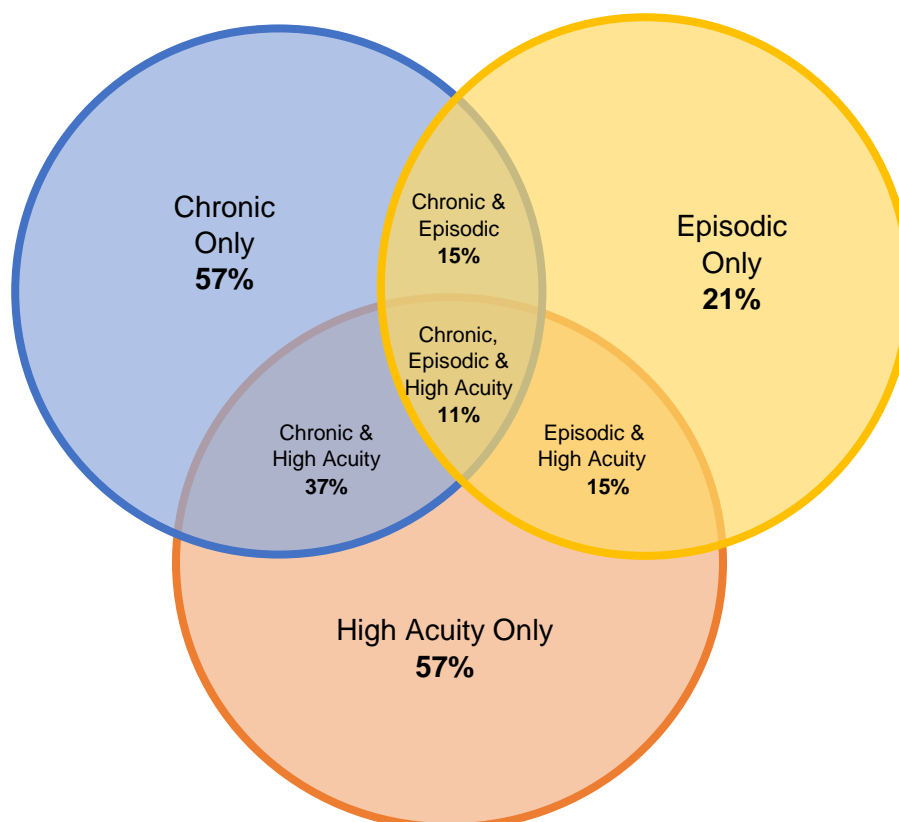
Chronic and Episodic Homeless Participants





Chronic, Episodic and High Acuity Homeless

Chronic, Episodic and High Acuity Homeless Participants



The Canadian Alliance to End Homeless' 20,000 Homes Campaign¹⁵ reporting tracks the number of chronic, episodic and high acuity homeless who are housed each month in 20,000 Homes Campaign communities because these groups can be thought of as those who have the greatest need for housing related supports. In this graphic we see the interconnection of people with these more challenging needs. While 37 percent were chronically homeless and had high acuity, fifteen percent were chronically and episodically homeless and fifteen percent were episodically homeless and had high acuity. Eleven percent of participants (50 people) were chronically homeless, episodically homeless and had high acuity. The population with the greatest challenges were the eleven percent of participants who were chronically homeless, episodically homeless and had high acuity scores.

¹⁵ The 20,000 Homes Campaign is a national initiative striving to end chronic homelessness in at least 20 communities and to house 20,000 of our most vulnerable homeless by July 2020. Simcoe County is a registered 20,000 Homes Campaign community and reports housing placements by acuity level and chronicity to the campaign monthly.

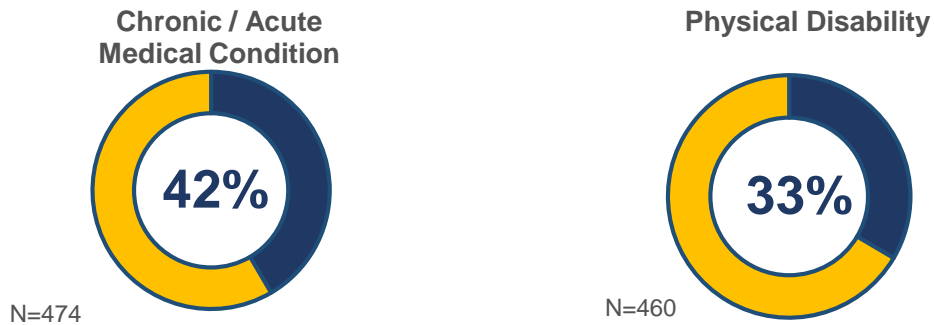


Health Status/ Wellness

A large proportion of survey participants identified as living with wellness challenges. The key challenges described in this report are issues with physical health, mental health and substance use.

- ✓ Seventy percent of participants indicated they had physical health issues.
- ✓ Thirty-five percent indicated they had mental health issues.
- ✓ Thirty-four percent indicated they had addiction issues.

Note: These three indicators were calculated from responses to multiple survey questions.

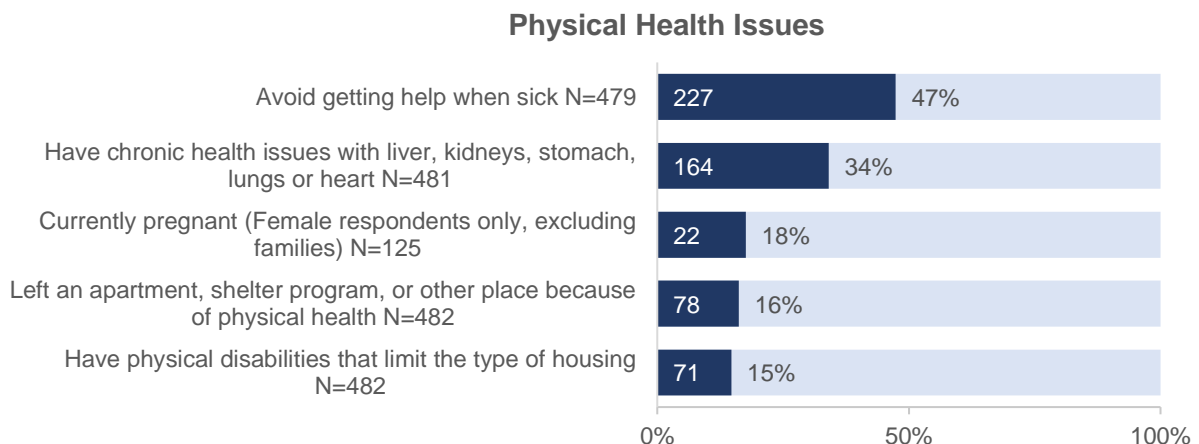


Note: A total of 474 survey participants responded to the question about chronic and/or acute medical conditions. A total of 460 survey participants responded to the question about physical disability.

Physical Health

Forty-two percent of participants indicated they had chronic/acute medical conditions and 33 percent had physical disabilities. Participants with high acuity scores (50 percent) were more likely than those with moderate (35 percent) or low (fourteen percent) acuity scores to report a chronic/acute medical condition. Likewise, participants with high acuity scores (38 percent) were also more likely than those with moderate (24 percent) and low acuity scores (eighteen percent) to have a physical disability. Youth were less likely to report chronic/acute medical conditions than adult participants (25 percent compared to 45 percent, respectively).

A large majority of survey participants (70 percent) indicated they were facing physical health issues that could impact their housing.





Of survey participants:

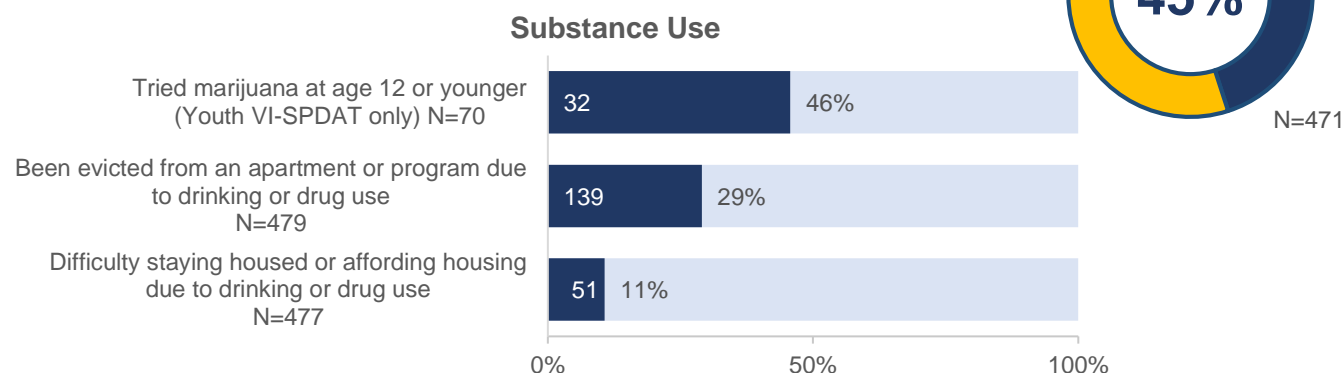
- Almost half (47 percent) reported they avoid getting help when they are sick;
- One third (34 percent) indicated they have chronic health issues with their liver kidneys, stomach, lungs or heart;
- Eighteen percent of females indicated they were pregnant;
- Sixteen percent reported they have had to leave their housing/where they were staying because of their physical health; and
- Fifteen percent indicated they had physical disabilities that would limit the type of housing they could access or would need help to live independently.

Given the conditions and challenges people experiencing homelessness face in meeting their basic needs, the high incidence of physical health issues among the homeless population is not surprising for the following reasons:

- The harshness of the environment both people who are unsheltered and those who are sheltered face.
- Their reported reluctance to seek medical care.
- Their reported lack of access to medical care.
- The shorter life expectancy of individuals who are experiencing unsheltered and sheltered homelessness (Homeless Hub, 2014).

Substance Use

While 45 percent of survey participants reported having addiction issues, just over one third (34 percent) identified they were facing substance use issues that could impact their housing.



From the graphics above we see:

- Forty-six percent of youth participants indicated they tried marijuana at age twelve or younger.
- Almost one third (29 percent) reported that their drinking or drug use led to them being evicted from their housing/where they were staying in the past.
- Eleven percent indicated that their drinking or drug use would make it difficult for them to stay housed or to afford their housing.

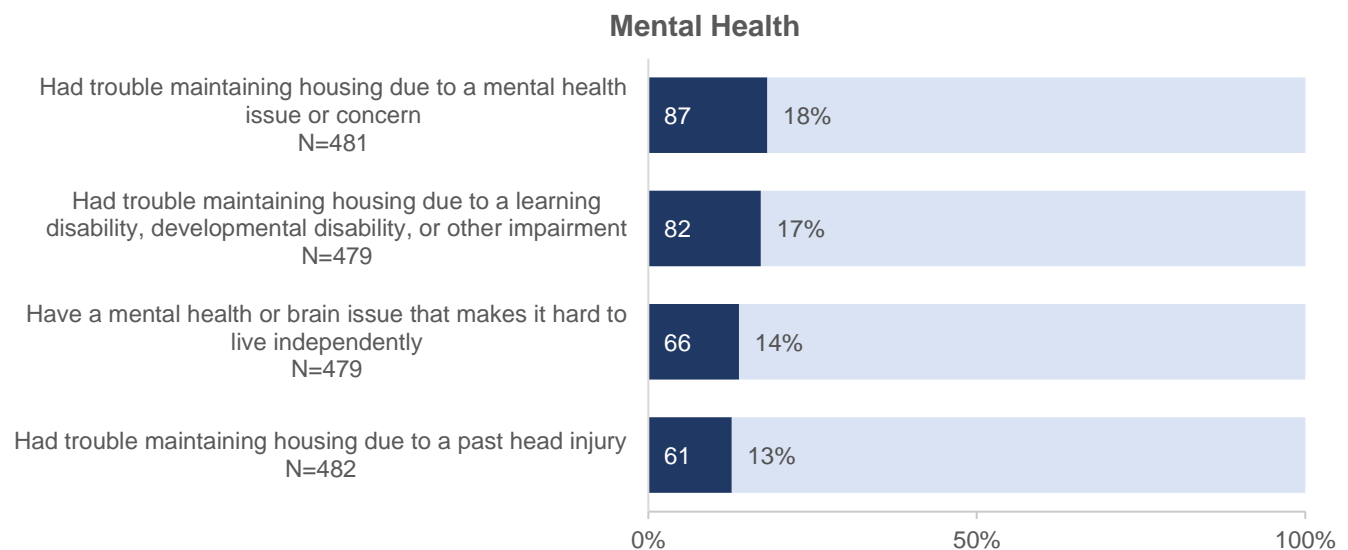
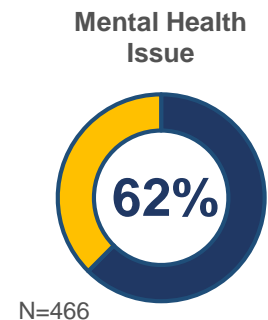


Whereas youth, participants with dependents, and newly homeless persons were less likely to report addiction issues, participants experiencing chronic homelessness, high acuity scores, histories of foster care and being in other institutional facilities were likely to report issues with addictions.

Mental Health

Sixty-two percent of participants reported they had mental health issue(s). Participants who reported they were newly homeless, females, those who reported they were experiencing chronic homelessness, high acuity and having been in institutional facilities were more likely to report having a mental health issue.

More than one third (35 percent) indicated they had a mental health issue(s) that had impacted their housing in the past or could in the future.



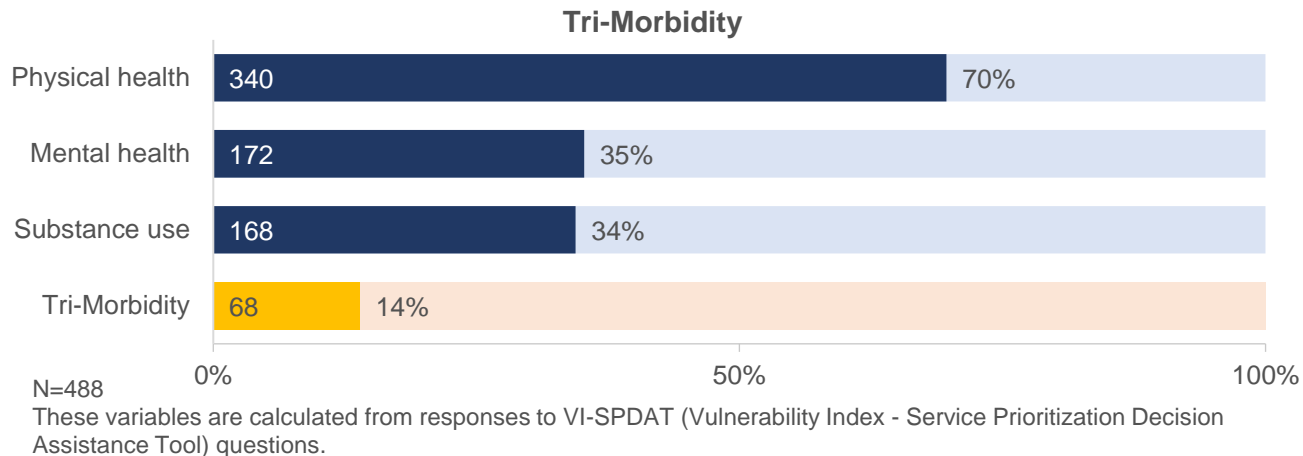
Eighteen percent of survey participants indicated they have had difficulty maintaining housing because of a mental health issue or concern, seventeen percent because of a learning disability, developmental disability or other impairment, and thirteen percent because of a past head injury.

Fourteen percent reported they have mental health or brain issues that has made it hard for them to live independently because they need help. Chronically homeless participants (23 percent) were more likely to report having trouble maintaining housing due to a mental health issue or concern compared to homeless participants who were not chronically homeless (fourteen percent).

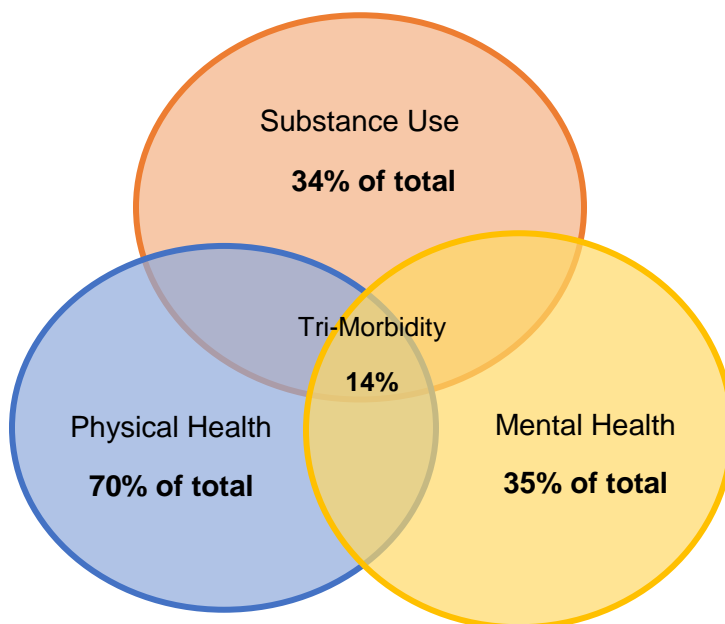
Participants with high acuity were more likely to report having trouble maintaining housing due to: a mental health issue or concern (27 percent); a past head injury (seventeen percent); and/or a learning disability, developmental disability or other impairment (25 percent).



Tri-morbidity



People who face the complexity of having challenges in all the three areas of wellness described above (physical and mental health and substance use) are described as experiencing tri-morbidity. Fourteen percent of all survey participants or 68 people were flagged as experiencing tri-morbidity and are expected to need more health and housing support, as well as housing modifications for some of those with physical disabilities, to live independently.

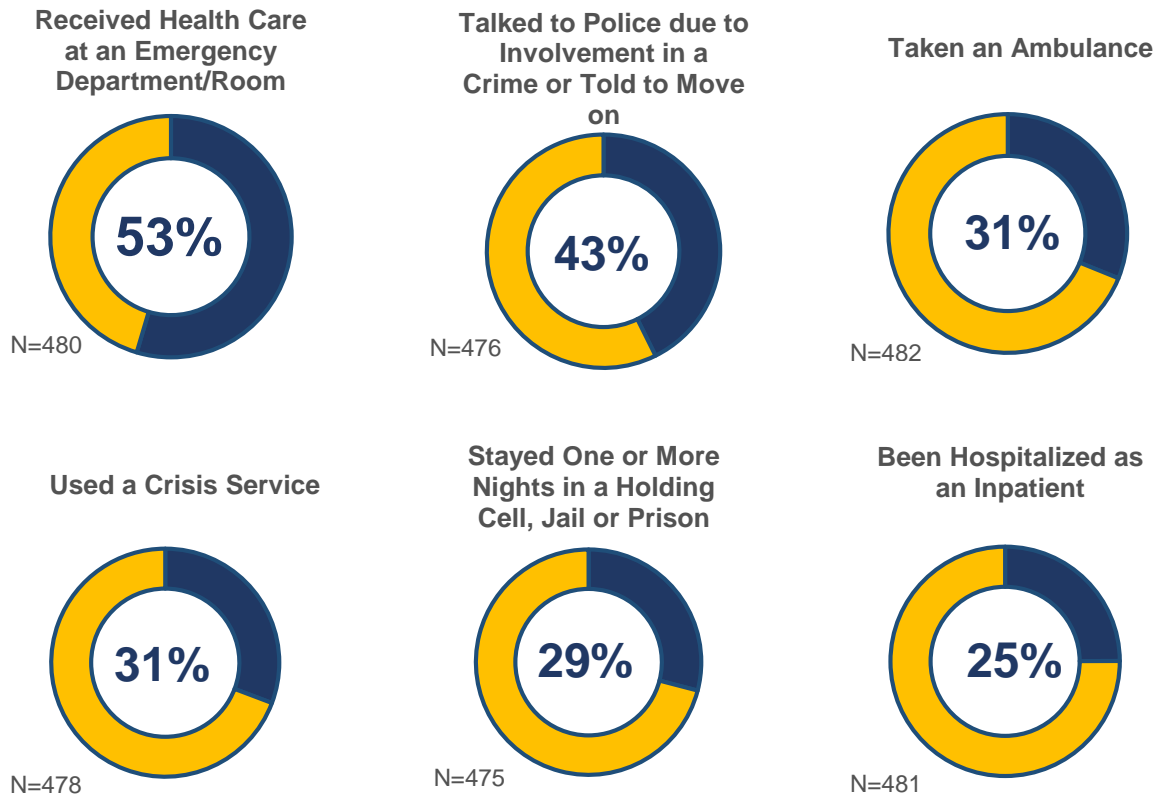


Participants who were youth, those who had high acuity scores and those who had been in institutional settings were more likely to experience tri-morbidity than their counterparts. Participants with dependents were least likely to experience tri-morbidity and the heightened challenges that it presents.



Emergency Services Utilization

The following figures depict the reported use of six types of emergency services by survey participants within the last six months:



The majority of participants (53 percent) reported they had received health care at an emergency department/room in the last six months. Approximately two in every five participants (43 percent) reported they had talked to the police due to involvement in a crime or were told to move from where they were by police in the last six months. About one third (31 percent) reported they had taken an ambulance to hospital, a quarter (25 percent) reported they had been hospitalized and another third (31 percent) reported using a crisis service. Twenty-nine percent reported they had stayed one or more nights in a holding cell, jail or prison within the last six months.

More males than females reported being in jail/prison in the last six months and females were more likely than males to report having used a crisis service in the last six months. Females were also more likely than males to have reported having received health care at an emergency department/room in the last six months. Indigenous participants were more likely to report being hospitalized as inpatients than non-Indigenous participants.

Participants who were newly homeless were less likely to report having received health care at an emergency department/room in the last six months and those who stayed in a motel/hotel on Point-in-Time (PiT) Count night were less likely to have talked with the police due to involvement in a crime or being told to move on in the last six months.



From many perspectives including “humanity”, “accessibility to needed services” and “fiscal responsibility”, the self-reported use of emergency services among survey participants from November 2017 to April 2018 is concerning.

Almost 400 (393) survey participants reported they had used at least one of the emergency services in the last six months (e.g., emergency care in a hospital, one or more nights in a jail or prison, taking an ambulance to hospital, using a crisis service such as a mental health crisis or suicide prevention service). In total in the last six months, participants cumulatively received 8,539 services. This represented an average of 21.7 services per person over the six months or 3.7 services per person per month.

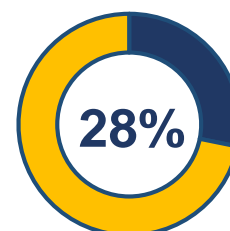
Routes to Homelessness:

As we see below, there are various situations that precede people’s homelessness.

Exits from Institutions to Homelessness

People who have exited provincial institutions to homelessness is one of the priority populations of the Ontario Ministry of Municipal Affairs and Ministry of Housing (MMAH). More than one quarter of survey participants indicated their current lack of stable housing was because they had nowhere to live after they left an institution (e.g., a hospital, correctional facility, or mental health/substance use treatment facility). The largest percentage of survey participants who reported they exited an institution to homelessness were surveyed in Barrie.

Left an Institution

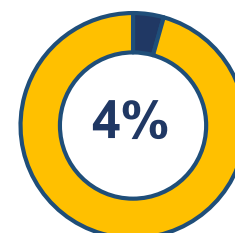


N=479

Exits from Foster Care to Homelessness

Another provincial institution of care from which people exit to homelessness is the child welfare services system. Twenty-one (four percent) of survey participants indicated that their current homelessness resulted from having nowhere to live after they aged out of or left a foster care or a child protection foster home. Of the survey participants who reported they had lived in child protective services in their past, almost one third (30 percent) indicated their first experience of homelessness was before they left their foster care or group home environment and eighteen percent reported their first homeless experience occurred within a year of their exit from child protective services.

Aged Out of/
Left Foster Care



N=478



Foster Care

Of the survey participants who reported having been in foster care and/or a group home:

- Thirty percent experienced their first time homeless before leaving foster care and/or a group home;
- Eighteen percent experienced their first time homeless within the first year of leaving foster care;
- Thirteen percent experienced their first time homeless between two and four years after leaving foster care;
- Thirteen percent experienced their first time homeless between five and ten years after leaving foster care;
- Eleven percent experienced their first time homeless between eleven and fifteen years after leaving foster care; and
- Sixteen percent experienced their first time homeless sixteen or more years after leaving foster care.

Participants who reported having left an institution to homelessness were more likely than those who did not to indicate that their current lack of housing stability was due to aging out of foster care.

Exits from First Nations Reserves

Very few survey participants (two percent) reported their current lack of stable housing was due to having nowhere to live after they left their or another First Nations Reserve.

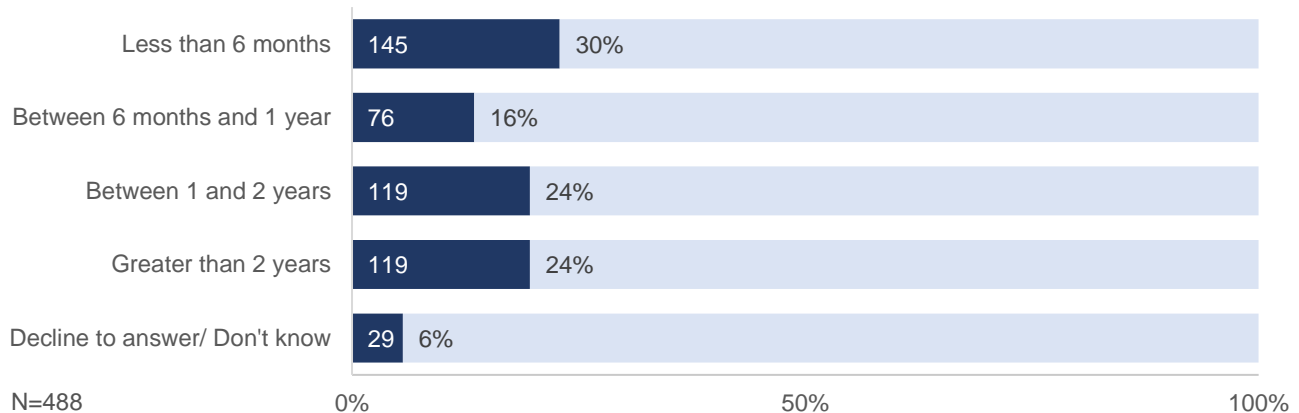
Left Their First Nations Reserve or a First Nations Reserve



N=478

Length of Time Since Last Had Permanent Stable Housing:

Length of Housing Instability





About one quarter (24 percent) of participants reported they had been living in an unstable housing situation for between one and two years and another quarter (24 percent) reported their experience of housing instability had lasted more than two years. Males were more likely than females to report it had been more than two years since they had stable housing.

Newly Homeless

For the purposes of this study, “newly homeless” persons were the 129 survey participants (28 percent of all survey participants) who reported they had one episode of homelessness in the past year and they had been homeless less than 180 days in the last year. Those who identified as newly homeless are an important population because they tend to be least entrenched in homelessness and are most likely to transition out of homelessness after a short period of homelessness. Local data confirm the National Shelter Study 2005-2014 finding that most shelter use is short-term. In this national study, approximately 70 percent of shelter users had a stay in only one year of the five year study period, while fewer than two percent had a stay during every year of the five year period (Employment and Social Development Canada, 2016). Similarly, in Simcoe County, about 80 percent of those who stayed at a shelter in 2016 did not use a shelter in the county in 2017 (County of Simcoe, 2018).

There were several significant differences identified in the enumeration survey between those who reported they were newly homeless and those who had experienced homelessness for a longer period of time.

Survey participants who were newly homeless were more likely than those who had been homeless for a longer period of time to:

- Report having stayed in an emergency shelter the night of the Point-in-Time (PiT) Count (56 percent compared to 41 percent).
- Report having dependents with them the night of the PiT (24 percent compared to twelve percent).
- Have a moderate acuity score (49 percent compared to 28 percent).
- Report they had not temporarily stayed with others in the last year because they didn't have a place of their own (39 percent compared to 25 percent).

Survey participants who were newly homeless were less likely than those who were not newly homeless to:

- Report having an addiction issue (26 percent compared to 53 percent).
- Report having a mental health issue (52 percent compared to 67 percent).
- Report having a chronic/acute mental condition (31 percent compared to 45 percent).
- Report having a physical disability (twenty percent compared to 36 percent).
- Have a high acuity score (40 percent compared to 65 percent).
- Report having been to jail/prison in the last six months (22 percent compared to 32 percent).
- Report having taken an ambulance to the hospital in the last six months (25 percent compared to 35 percent).



- Report having received health care at an emergency department/room in the last six months (46 percent compared to 59 percent).
- Report their age of first experience of homelessness was less than eighteen (25 percent compared to 39 percent).
- Report their current lack of stable housing was due to leaving an institution (nineteen percent compared to 32 percent).
- Report having trouble maintaining housing due to a learning disability, developmental disability or other impairment (eleven percent compared to twenty percent).

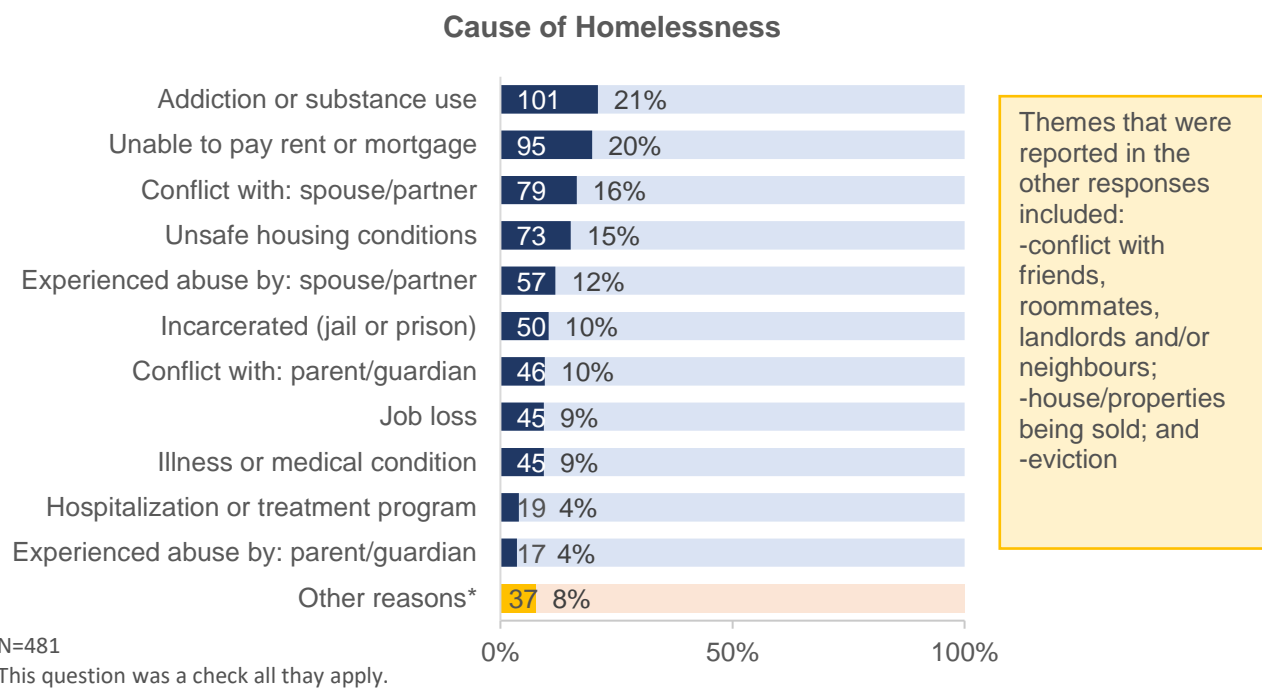
Being unable to pay rent or mortgage and conflict with a spouse/partner were listed in the top three reasons for homelessness by those who were newly homeless and people who had been homeless for a longer period of time. In addition, addiction and substance use was the most frequently reported reason for those who were not newly homeless and unsafe housing conditions was the second most frequently reported reason by those who were newly homeless.

The top three sources of income were the same for survey participants who were newly homeless and for those whose experience of homelessness was longer.

Reasons for Homelessness

The top three reasons reported by survey participants for their homelessness were:

1. Addiction or substance use.
2. Being unable to pay rent or mortgage.
3. Conflict with a spouse/partner.





Orillia and Area differed in the top three reasons for homelessness compared to Barrie and North Simcoe. The main reason in Barrie and North Simcoe was addiction or substance use and in Orillia and Area was inability to pay rent or mortgage.

Each of the reported reasons for homelessness was different for women than for men.

The top three reasons for homelessness among women were:

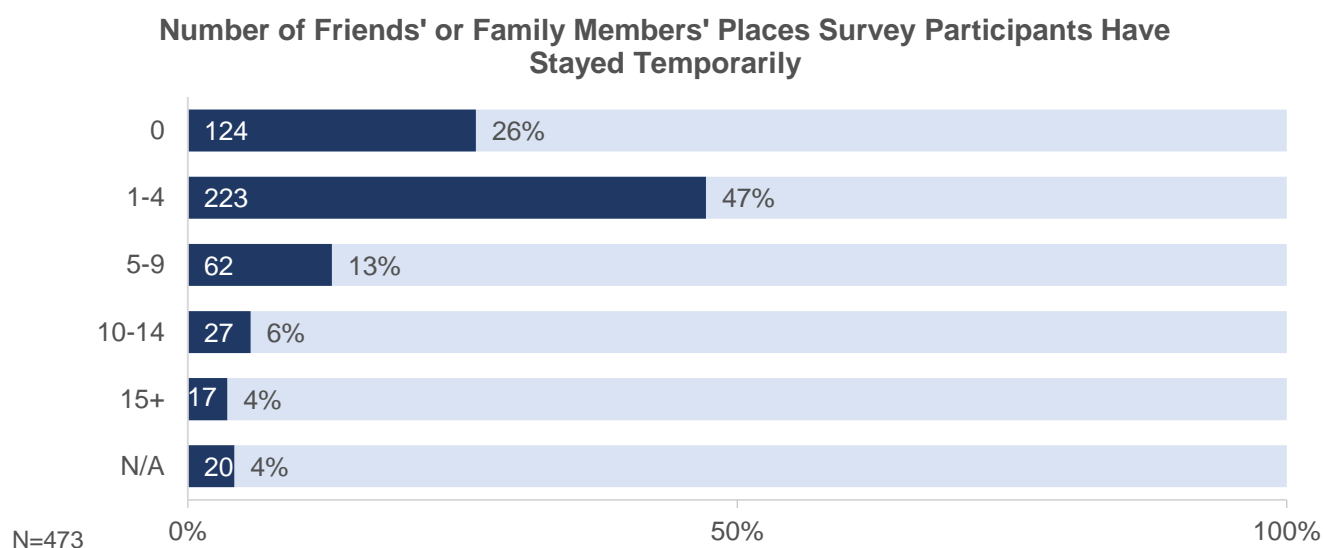
1. Experienced abuse by spouse/partner,
2. Conflict with spouse/partner, and
3. Unsafe housing conditions.

The top three reasons for homelessness among men were:

1. Addiction or substance use,
2. Unable to pay rent or mortgage, and
3. Job loss.

Social Capital Among People Experiencing Hidden Homeless:

The number of different friends and family members with whom survey participants had temporarily stayed in the last year because they didn't have a place of their own was as follows:



People who stay with others often find they run out of 'social capital'/informal resources (i.e., people willing to have them stay with them) and have to find other sheltered or unsheltered places to stay. Those who stay with others in their rental units can threaten the leaseholder's housing which can result in evictions and increased numbers of people experiencing homelessness.

While the graphic above shows that one quarter (26 percent) of the survey participants reported they had not stayed with others couch surfing in the last year, almost half (47 percent) indicated they had stayed with four or fewer friends/family members/acquaintances. One in ten reported they had stayed with ten or more people in the past year, reflecting very unstable living. Females were more likely than males to report having stayed with five or more different friends or family members in the last year because they didn't have a place of their own.



Since there are maximum stays in emergency shelters, people who use them frequently have to find other places to stay from time to time. In the graphic below, we see that almost one third (30 percent) of survey participants who used shelters in the last year did not stay with friends, family or acquaintances when they reached their maximum stay or when they did not stay in emergency shelters for other reasons.

Emergency shelter use in the last year	Number of friends and families places respondents have temporarily stayed at in the last year		
	N/A or 0	1 to 4	5 or more
Yes	30% (n=99)	47% (n=155)	23% (n=76)
No	31% (n=44)	49% (n=68)	20% (n=28)

About the same proportion of participants who indicated they had not stayed in emergency shelters in the last year said they had not stayed with others (31 percent), suggesting they may have had extended periods of unsheltered homelessness. About the same percentage of shelter users (47 and 23 percent, respectively) and non-shelter users (49 and twenty percent, respectively) reported staying at up to four and five or more friends' and families' places over the past year.

Precariously Housed

Because the enumeration was designed to survey people who were experiencing homelessness and used a screening questionnaire that was intended to screen out people who were housed, it is not surprising that there were a small number of people who reported they were precariously housed who completed the survey. Nineteen people were found to be precariously housed on April 24, 2018, (seventeen of whom participated in the survey). Consistent with the survey instructions, the majority of potential survey participants who were housed were not asked any additional questions.

The survey findings for people who were precariously housed are included in this report because they represent a much larger population of people who are living in poverty and who are at risk, often imminent risk, of becoming homeless. This is because people who are living in poverty and are precariously housed are often forced to make decisions about what bills to pay and these decisions can and do result in households becoming homeless. In fact, people living in poverty often cycle between being housed and being homeless. Several Simcoe County enumeration survey findings supported this assertion. The majority (60 percent) of survey participants who were experiencing homelessness on Point-in-Time (PiT) Count night had last had permanent housing six months to two years ago. Of survey participants who were housed, only slightly fewer (42 percent) reported they last had permanent housing six months to two years ago.¹⁶

¹⁶ Due to the small sample size of participants who were housed, statistical analysis was not conducted to analyze the differences between those who were housed and those who were experiencing homelessness on April 24, 2018. Therefore the comparisons reported here should be interpreted with caution.



Although demographic characteristics differed between housed and unhoused participants, there were marked similarities related to housing needs between those who were housed and those who were experiencing homelessness on April 24, 2018:

- Housed participants reported similarities in self-reports of their addiction issues, mental health issues, chronic/acute medical conditions and physical disabilities compared to homeless participants.
- Housed participants reported similar rates of tri-morbidity, chronic homelessness, episodic homelessness and high acuity.
- Housed participants reported similar use of emergency services in the past six months as homeless participants.
- Housed participants reported a similar number of friends or family members they stayed with during the last year because they didn't have a place of their own.

The findings related to the housed but at risk of homelessness people surveyed suggest the need for a dedicated survey of the housing and homeless experiences of people living in poverty which could yield important information about how to most effectively prevent homelessness among this at risk population.



PRIORITY METHODOLOGICAL CONSIDERATIONS

Institutional Systems Data

To do homeless services system planning well, systems data is required to complete the enumeration survey and observational data, services system utilization data and Homeless Individuals and Families Information System (HIFIS) data (once implemented). System data refers to data that could be provided by provincial correctional, child welfare, hospital and other physical and mental health treatment institutions in Simcoe County. Data important to the enumeration include the names and basic demographic information about people who stay in these institutional settings on Point-in-Time (PiT) Count nights. If these data were provided through provincial government ministries, communities' planning for homeless services would be greatly improved.

The following ministries could provide this valuable data about those in their institutions who self-identify as not having their own (rental or owned) housing to return to when discharged:

- Community Safety and Correctional Services for people who stayed in correctional facilities and police holding cell data.
- Ministry of Children, Community and Social Services data for youth in foster care.
- Ministry of Health and Long-Term Care data for people in general hospitals and psychiatric hospitals and addiction treatment and detoxification programs.

Planned Enumeration Enhancements

The Regional Enumeration Advisory Committee identified the following priority enhancements for the next enumeration in Simcoe County:

- Pilot and use the HIFIS PiT Count Module for greater efficiencies and real time data entry with a backup paper survey on standby in the event of technical or operator difficulties.
- Increase enumeration outreach and engagement with Indigenous communities. Consider forming a county-wide Indigenous planning committee to help ensure that all aspects of homeless enumeration are culturally sensitive and appropriate.
- Increase efforts to conduct enumeration outreach and engagement with persons experiencing homelessness and the agencies that serve them in rural areas where hidden homelessness is prevalent.
- Increase efforts to conduct enumeration outreach and engagement in designated county French communities and provide French surveys and VI-SPDATs (Vulnerability Index - Service Prioritization Decision Assistance Tool) for those who prefer to complete the survey and assessment in French, whether over the telephone or in person.
- Begin marketing the Homeless Enumeration with homeless service providers and potential sponsors (whose community support committees may meet rarely) early in 2019.

More detailed enumeration enhancements are described in [Appendix 7: Enhancements for Future Homeless Enumerations \(page 89\)](#).



NEXT STEPS AND RECOMMENDATIONS

The data gathered through the Homeless Enumeration provide important information about homelessness in Simcoe County that, in combination with other sources of data, will be used to inform local homeless services system planning. Apart from the compilation of informative data about homelessness in Simcoe County, were other successes of the enumeration such as the tremendous engagement of the broad community, with 214 community and agency volunteers, a 78 percent increase in the number of volunteers compared to the 2016 enumeration.

Recommendations

Support evidence-informed policy and service program design that is tailored to Simcoe County's needs and that is informed by issues identified in the enumeration in the following areas.

1. Introduce low-barrier, housing focused shelter and transitional housing policy standards:

Develop low-barrier, housing focused emergency shelter, emergency shelter overflow, transitional housing, and motel voucher policy standards in consultation with funded service providers for County of Simcoe supported programs. Policy standards would emphasize seamless transitions from coordinated access, assessments and referrals through the housing continuum to permanent housing and stress housing-based program participant/staff focus on developing and implementing individualized housing plans.

2. Build capacity and collaboration among emergency services providers to develop better pathways to stable housing:

Continue to build capacity and collaborations among emergency services providers to develop effective service response models and coordinated entry protocols that help ensure the right health, police and/or human service providers respond to emergency calls for assistance.

3. Increase primary care, mental health and addiction services and other supports for street involved populations including lesbian, gay, bisexual, transgender, and/or queer (LGBTQ), youth, physically or mental ill, and other very vulnerable populations:

Street-involved populations are among the populations with the greatest needs and the least access to needed services. For example, very few street-involved populations have medical homes they can access when required.

4. In collaboration with other key sector partners such as health, children's and community services, develop innovative and collaborative approaches to prevent homelessness by discharging people from institutions directly to housing with supports:

Develop holistic discharge collaborative planning with homeless services sector and other sectors (physical health, mental health, corrections, child welfare) early on in a person's stay in institutional settings for those who do not/will not have permanent housing to return to.



5. Reduce homelessness among Indigenous Peoples across Simcoe County:

Recognize and implement the recommendations of the Truth and Reconciliation Commission as they pertain to housing first to reduce homelessness among Indigenous Peoples (The Truth and Reconciliation Commission of Canada, 2015). Collaborate with Indigenous communities, Indigenous organizations, and Indigenous service providers to develop culturally appropriate approaches and service models to housing first that can be used in both Indigenous and non-Indigenous programs to reduce homelessness.

6. Convene youth service providers to develop a youth specific, local approach to ending youth homelessness in Simcoe County:

Consistent with the County of Simcoe's Phase 2 Implementation of *Housing Our Future: Our Community 10-Year Affordable Housing and Homelessness Prevention Strategy*, a youth strategy developed in consultation with different sectors (Family and Children's Services, the Ministry of Community and Social Services) and with national organizations (such as A Way Home) that would craft new local approaches to do youth specific prevention. Planning would be informed by current initiatives in the county including youth-specific transitional housing, a region-wide outreach program and the Rent Smart program.

7. Increase housing options for people experiencing homelessness:

Housing first experts have acknowledged that communities cannot end homelessness by looking to house everyone who is experiencing homelessness in existing housing stock. The Simcoe County enumeration found there is a demand for 435 housing units throughout the county to house those who were experiencing homelessness on April 24, 2018. This number does not include the demand for units from others both inside and outside of the county. Exploring unconventional housing options such as shared housing and host home programs and focusing on new supportive housing built forms that provide for safe, affordable housing, each with related housing supports, are among the options that should be considered. Some new housing options should be provided in service hub settings that offer evidence informed programs and support individual well-being and community engagement.

8. Implement the Homeless Individuals and Families Information System (HIFIS) among Simcoe County homeless services providers. HIFIS is a real-time system for gathering information about people who are experiencing homelessness to better serve them:

Implementing HIFIS to facilitate collaboration and coordination of services, to better understand the needs of and flow through of people through Simcoe County's homeless services system of care, and to track the Simcoe County homeless services system's progress in meeting community goals to end homelessness.

9. Undertake a review of access to County of Simcoe housing programs to ensure that people who have experienced homelessness have equitable opportunities for housing:

The Rent-Geared-to-Income Waitlist will be among the housing programs considered in this review.



Report Release and Communication

- Develop key messaging and share the results from the Simcoe County Homeless Enumeration to raise awareness about homelessness in the county through reports, delegations and Simcoe County Alliance to End Homelessness (SCATEH) community forums.
- Develop a SCATEH webinar or web-based communication educating the community about the findings of the 2018 Simcoe County enumeration.

Building Local Service Capacity to Address Homelessness

- Continue to identify training needs of front line and supervisory staff and support local professional development to enhance system wide performance in ending homelessness.






REFERENCES

- Canada Mortgage and Housing Corporation (CMHC). (2018). *Rental Market Reports — Canada and Provincial Highlights*. Retrieved from Canada Mortgage and Housing Corporation (CMHC): <https://www.cmhc-schl.gc.ca/en/data-and-research/publications-and-reports/rental-market-reports-canada-and-provincial-highlights>
- Canadian Observatory on Homelessness; Canadian Alliance to End Homelessness. (2013). *The State of Homelessness in Canada 2013*. (S. Gaetz, J. Donaldson, T. Richter, & T. Gulliver, Eds.) Retrieved from Homeless Hub: <http://homelesshub.ca/resource/state-homelessness-canada-2013>
- Children's Rights. (2018). *Former Foster Kids Struggle With Homelessness*. Retrieved from Children's Rights: <https://www.childrensrights.org/former-foster-kids-struggle-homelessness/>
- County of Simcoe. (2014, January 30). *10 Year Affordable Housing and Homelessness Prevention Strategy*. Retrieved from County of Simcoe: <https://www.simcoe.ca/ourahhps>
- County of Simcoe. (2018, March). *Community Data and Reports - 2017 Simcoe County Emergency Shelter Database Analysis*. Retrieved from County of Simcoe - Social and Community Services: <https://www.simcoe.ca/ChildrenandCommunityServices/Documents/Community%20Data/Publications%20%26%20Resources/2017%20Simcoe%20County%20Emergency%20Shelter%20Database%20Analysis%20Report.pdf>
- Covenant House Toronto. (2018). *Youth Homelessness*. Retrieved from Covenant House Toronto: <https://www.covenanthousetoronto.ca/homeless-youth/Youth-Homelessness>
- CTVNews.ca . (2015, May 19). *Medicine Hat mayor says city has ended homelessness, for now*. Retrieved from CTVNews.ca : <https://www.ctvnews.ca/canada/medicine-hat-mayor-says-city-has-ended-homelessness-for-now-1.2380174>
- Employment and Social Development Canada. (2016, September 02). *Highlights of the National Shelter Study 2005–2014*. Retrieved from Government of Canada: <https://www.canada.ca/en/employment-social-development/programs/communities/homelessness/reports-shelter-2014.html#h2.3-h3.9>
- Gilbert Centre. (2018). *Gilbert Centre*. Retrieved from Gilbert Centre: <http://www.gilbertcentre.ca/>
- Global News. (2018, June 15). *Barrie reports fourth highest rental rates in Canada for third consecutive month*. Retrieved from Global News - Local Online Journalist (Barrie): <https://globalnews.ca/news/4276474/barrie-rental-prices/>
- Government of Ontario. (2018, June 1). *Population projections - Annual population projections, from 2018 to 2041*. Retrieved from Ontario Ministry of Finance projections (Spring 2018): <https://www.ontario.ca/data/population-projections>
- Homeless Hub. (2014). *Dying on the Streets: Homeless deaths in British Columbia*. (J. McDermid, & S. Condon, Eds.) Retrieved from Homeless Hub: <http://homelesshub.ca/resource/dying-streets-homeless-deaths-british-columbia>



- National Geographic Society. (2017, June 21). *GIS (geographic information systems)*. (E. E. Jeannie Evers, Ed.) Retrieved from National Geographic Society:
<https://www.nationalgeographic.org/encyclopedia/geographic-information-system-gis/>
- OrgCode Consulting, Inc. (2014, March 10). *The Difference Between Having Higher Acuity and Being Chronic*. (I. D. Jong, Ed.) Retrieved from OrgCode Consulting, Inc.:
http://www.orgcode.com/the_difference_between_having_higher_acuity_and_being_chronic
- Shapcott, M. (2007, August 24). *Physical And Sexual Violence Rates For Homeless Many Times Higher Than Housed*. Retrieved from Wellesley Institute:
http://www.wellesleyinstitute.com/publications/physical_and_sexual_violence_rates_for_homeless_many_times_higher_than_housed/
- Statistics Canada. (2017, September 25). *Same-sex couples and sexual orientation... by the numbers*. Retrieved from Statistics Canada:
https://www.statcan.gc.ca/eng/dai/smr08/2015/smr08_203_2015
- Statistics Canada. (2018, April 24). *Census Profile, 2016 Census*. Retrieved from Statistics Canada:
<https://www12.statcan.gc.ca/census-recensement/2016/dp-pd/prof/details/page.cfm?Lang=E&Geo1=CD&Code1=3543&Geo2=PR&Code2=35&Data=Coun&SearchText=simcoe&SearchType=Begins&SearchPR=01&B1=All&TABID=1>
- The Truth and Reconciliation Commission of Canada. (2015). *Honouring the Truth, Reconciling for the Future - Summary of the Final Report of the Truth and Reconciliation Commission of Canada*. Retrieved from Truth and Reconciliation Commission of Canada:
http://www.myrobust.com/websites/trcinstitution/File/Reports/Executive_Summary_English_Web.pdf

APPENDICES





Appendices Table of Contents

Appendix 1: Acknowledgements	62
Appendix 2: Detailed Methodology	66
Appendix 3: Map of Simcoe County Enumeration Areas	77
Appendix 4: Map of Demand for Housing Units by Homeless Survey Participants across Simcoe County	78
Appendix 5: Agencies Where People Experiencing Homelessness Stayed April 24, 2018: Simcoe County Service Provider Bed Utilization Data	79
Appendix 6: Glossary of Terms	84
Appendix 7: Enhancements for Future Homeless Enumerations	89
Appendix 8: The Surveys	93
Appendix 9: Special Population Data Tables	123



Appendix 1: Acknowledgements

Members of Regional Enumeration Advisory Group

Tracy Calliste - Salvation Army, Barrie Bayside Mission Centre

Doriano Calvano - County of Simcoe

Meaghan Chambers – Elizabeth Fry Society

Gerry Croteau – Gilbert Centre

Kerry Dault – Canadian Mental Health Association (CMHA) Simcoe County Branch

Jennifer Fleury - CONTACT Community Services

Olivia Forrest – Busby Street Centre

Lucy Gowers – Youth Haven

Rosslyn Junke - United Way Simcoe Muskoka

Compton Khan – Georgian Bay Native Friendship Centre

Sonia Ladouceur - Shelter Now

Gail Michalenko – Simcoe County Alliance to End Homelessness

Sara Peddle – Busby Street Centre

Laurie Straughan – Simcoe Community Services

Matt Turner – Gilbert Centre

Nickee Wakelin – Georgian Bay Native Friendship Centre

Joyce Ward – Simcoe County Alliance to End Homelessness, Orillia Chapter

Valerie Watson - County of Simcoe



The Regional Enumeration Advisory Committee would like to acknowledge the contributions of the following persons and organizations:

- Victoria Chapman, County of Simcoe, for providing in-depth analysis of the anonymized aggregate data, graphics and administrative support for the project and report.
- Danxi Rao, County of Simcoe, for providing data and graphics and administrative support for the report.
- Orillia Community Church, Shelter Now, St. Andrews Presbyterian Church, Community Connection (Collingwood), Out-of-the-Cold (Alliston), for providing local headquarters space in the five regions of the county during the enumeration.
- Krasman Centre (Alliston) staff, for providing space and support for the magnet event on April 24, 2018 and for providing program area expertise and guidance for the report.
- Georgian Bay Native Friendship Centre staff for providing program area expertise and guidance for the report.
- Government of Canada, Homelessness Partnering Strategy; Government of Ontario, Ministry of Municipal Affairs and Housing; County of Simcoe, Social and Community Services Division, for providing training, content and methodology support, and/or financial support.
- Canadian Alliance to End Homelessness (CAEH), 20,000 Homes Campaign, for providing training, tools and support.
- County of Simcoe staff of: Information and Technology Division (for report and outdoor teams' Geographic Information Systems, GIS mapping), Communications Division (for report cover, project brand, media and news support), Clerk's Office (for privacy guidance), Office of the City Attorney (for legal guidance), Ethics Committee (for reviewing and approving the enumeration project plan).

Members of Local Enumeration Planning Groups

Barrie:

Sara Peddle - *Lead*, Simcoe County Alliance to End Homelessness (SCATEH) Chair and David Busby Centre

- Stacey Doast – Barrie Out of the Cold
- Olivia Forrest – David Busby Centre
- Matt Turner - Gilbert Centre
- Meghan Chambers – Elizabeth Fry Society of Simcoe County
- Reverend Dr. Rick Horst and staff - St. Andrew's Church

Orillia & Area:

Joyce Ward - *Lead*, Orillia SCATEH Chapter

- Michael Bells - Orillia Community Church & Orillia SCATEH Chapter
- Casandra Clark - Social service worker graduate & social work student at Lakehead University
- Amy-Marie Langman - Orillia Soldiers' Memorial Hospital
- Annie Nakashuk - Barrie Regional Aboriginal Women's Council and community resident
- Judith Schell - Oak Terrace Long Term Care Home
- Christine Woodman - The Lighthouse Soup Kitchen & Shelter and Orillia SCATEH Chapter



North Simcoe:

Sonia Ladouceur – *Lead*, Shelter Now

- Robin Adams - Shelter Now
- Candace Amey – Canadian Mental Health Association (CMHA)
- Jessica Barns - Wendat
- Sarah Bourdon - Youth Haven
- Gabrielle Brunett - Shelter Now
- Heather Cusson - Wendat
- Fred Hopkins - Community Volunteer
- Tammy Howell - Youth Haven
- Jim Jones – St. Vincent de Paul
- Kendall Lanb - Georgian Bay Native Friendship Centre
- William McKerness - Community Volunteer
- Michelle McIlravey - Simcoe Community Services
- Nicole Novak - Ontario Works
- Morgan Osborne - Community Volunteer
- Cynthia Rider - Shelter Now
- Ashley Smith- Community Volunteer
- Bernadette Snyder – St. Vincent de Paul
- Sarah Stackhouse - Simcoe Community Services
- Ashleigh Standon - Georgian Bay Native Friendship Centre
- Keira Thompson - Shelter Now
- Nickee Wakelin - Georgian Bay Native Friendship Centre

South Georgian Bay:

Laurie Straughan – *Lead*, Simcoe Community Services

- Marcia Adams - Simcoe Community Services
- Luke Allen - Simcoe Community Services
- Tamara Hannon - Simcoe Community Services
- Corrie Patton – Simcoe Community Services
- Doris Sensenberger - Home Horizon

South Simcoe:

Jennifer Fleury – *Lead*, CONTACT Community Services, Alliston

- My Sisters Place
- Jeni Pergentile - Out of the Cold, Alliston
- Monica Poirier - Krasman Centre



Hot Spot Identifiers (of Past Unsheltered Locations):

- Ontario Provincial Police
- Local municipal police departments
- Local outreach teams
- Local homeless service providers
- Simcoe County Alliance to End Homelessness (SCATEH) Chapter members



Appendix 2: Detailed Methodology

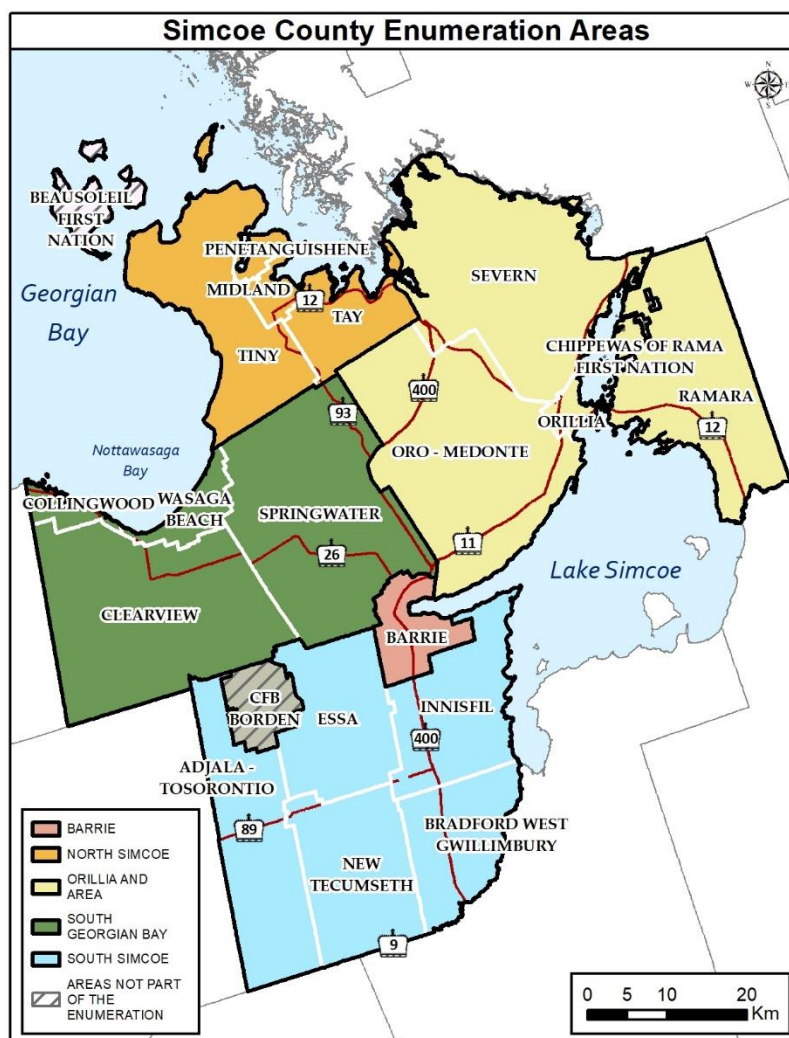
Overview of Combined Point-in-Time Count and Registry Week

The 2018 Homeless Enumeration was conducted April 24 to April 26, 2018 and used a combined Registry Week/Point-in-Time (PiT) Count methodology. The Enumeration provided a snapshot of homelessness in the rural communities, townships, towns, and cities of the five enumeration regions of Simcoe County. The regions are:

- Barrie (red on map),
- North Simcoe (brown on map),
- Orillia and Area (yellow on map),
- South Georgian Bay (dark green on map), and
- South Simcoe (light blue on map).

See [Appendix 3: Map of Simcoe County Enumeration Areas \(page 77\)](#) for a larger version of this map.

Registry Weeks are multi-day enumerations that survey people staying on the streets, in shelters, in other unsheltered locations, and/or in sheltered places not fit for human habitation (e.g., sheds, makeshift shelters and tents) and in temporary housing (e.g., transitional housing or institutional care). Registry Weeks rely on coordinated outreach processes that engage people who are experiencing homelessness and collect their personal information through the administration of a brief assessment.



PiT Counts survey homeless persons who are staying in the locations listed above, however, are conducted over a specified 24-hour period. PiT Counts also collect aggregated data including the number and basic socio-demographics of homeless persons staying in shelters, transitional housing, overflow shelters (e.g., out-of-the-cold programs), and motel voucher programs.

PiT Count night is required to be the first day of a combined PiT/Registry Week enumeration – as such the PiT Count in Simcoe County was Tuesday, April 24, 2018. Regardless which of the three days the surveys were conducted, all survey participants were asked where they stayed on the PiT reference night, Tuesday, April 24, 2018. Only people who were homeless on April 24 were counted as homeless for the enumeration.



Point-in-Time (PiT) Counts are designed to provide a snapshot of basic demographics, reasons for homelessness, service use, and the number of unsheltered and emergency sheltered people experiencing homelessness, on one day of the year in a particular community.

PiT Counts and Registry Weeks provide valuable information about who is experiencing homelessness in our communities and what factors contribute to experiences of homelessness. Both PiT Counts and Registry Weeks are acknowledged to be undercounts as surveyors are not able to reach all of the hidden homeless (who are “couch surfers” who stay temporarily with friends, family, acquaintances or strangers).

Enumeration Accountabilities

As the Consolidated Municipal Service Manager (CMSM), the County of Simcoe is accountable to the Ministry of Municipal Affairs and Ministry of Housing (MMAH) and Employment and Social Development Canada (ESDC) for the enumeration process and outcomes. Aggregated survey, observational and shelter utilization data have been provided to ESDC and MMAH per their respective requirements and this enumeration report will be forwarded to them once it has been received by County Council. As in 2016, the David Busby Centre was funded to undertake the coordination and facilitation of related community planning and to carry out the community-based enumeration components.

Led by Simcoe County Alliance to End Homelessness’ (SCATEH) Regional Enumeration Advisory Committee, comprising contracted enumeration staff, county staff, service provider agency staff, and community volunteers, the enumeration was planned and conducted locally in each of the five regions of the county (Barrie, Orillia and Area, North Simcoe, South Georgian Bay and South Simcoe). Each region hosted its own central headquarters where last minute instructions, surveys, honoraria and other supplies, outreach routes, snacks, lunches, dinners, and drinks were provided to volunteers. Enumeration volunteer debriefing and survey reviews also occurred at these sites.

Ethical Review

The Simcoe County Homeless Enumeration project plan was submitted to the County of Simcoe’s Research Ethics Review Committee for approval. Of particular importance to the committee were the confidentiality and privacy protections of survey participants’ sensitive information, the vulnerability of survey participants, the security protocols in place to ensure privacy protection of the survey documents, the level of complexity of the consent form, the right of survey participants to withdraw their consent and opt not to answer questions or to discontinue their survey at any time, and the approval of the consent form and other aspects of the project by County legal and privacy staff. The project plan received the unanimous consent of the Research Ethics Review Committee to proceed as planned.

Enumeration Processes

Enumeration processes were very similar in each of the regional headquarters with the exception of a “magnet event” provided at the Krasman Centre in Alliston. A magnet event is a social engagement strategy used to draw people to a common place, on a given day, to share information and complete enumeration surveys with those willing to participate. Magnet events can be used to engage marginalized homeless populations (e.g., youth and Indigenous peoples).



Community Engagement & Volunteers

Across Simcoe County, communities participated in the enumeration in various ways (e.g., donating food and gift cards, as members of unsheltered survey outreach teams, surveying people in sheltered service provider settings, assembling supplies, providing headquarter facilities, entering survey data into an electronic data base for analysis, etc.). Marketing for enumeration survey participants, service providers, community businesses, and community volunteers included posters, inserts in Ontario Works payments, radio public service announcements, email solicitation of agency leaders, a county-wide news release to all local media outlets, recruitment in colleges, support for Social and Community Services supervisory/management staff participation, and extensive personal recruitment and requests by local enumeration planning team members.

Thirty-five agencies/organizations and a total of 137 staff and 77 community volunteers participated, totaling 214 volunteers. Training on safety considerations and how to administer the survey was provided to volunteers during the two weeks preceding the event. All volunteers also signed a volunteer waiver and confidentiality agreement to ensure compliance with internal ethical research review requirements due to the sensitive nature of the survey questions, and the vulnerability of the survey population.

Survey Participation Criteria

The survey consisted of four to five screening questions, depending on the survey participants' responses. Screening questions were used to determine homeless status. To meet the homeless criterion individuals must have:

1. Indicated they did not have a permanent residence to return to on Point-in-Time (PiT) Count night;
2. Reported they would/did stay at an emergency shelter, domestic violence shelter, transitional shelter/housing, or an unsheltered location not fit for human habitation on the night of the PiT Count; or
3. Reported they would/did stay at someone else's place but could not stay there as long as they want and did not have a place of their own to which they could safely return; or
4. Reported they would/did stay at a motel/hotel, hospital, jail, prison or remand centre on the night of the PiT Count and did not have a place of their own to which they could safely return upon exit from the motel or institution.

In addition to the required responses to the screening questions, to be eligible to participate in the survey, individuals must have:

1. Not already completed the survey;
2. Been willing to participate in the survey;
3. Understood how their information would be used; and
4. Signed a consent form to participate and have their information shared.

Signed consent forms were required as proof of informed consent for data to be entered and analyzed as proof of informed consent. Surveys completed over the telephone required verbal consent. Consent was required due to the personal and sensitive nature of the information being collected.



Survey Process & Locations

Sheltered count teams administered the survey in locations such as libraries, shelters and other locations. Along with the survey, a tally sheet was used to track the number of individuals who declined to participate in the survey, were not eligible to participate in the survey or who were observed homeless but were not approached. Surveyors were instructed not to approach people who were sleeping or covered in a sleeping bag or under blankets in public spaces, unsheltered locations, or in a vehicle, or people who appeared to be agitated and who had belongings with them that suggested they were homeless for safety reasons.

Honoraria

Honoraria were provided to survey participants in the form of a ten dollar gift card (for Tim Horton's; Dollarama; grocery stores). For people surveyed at the Central North Correctional Centre, ten dollars was added to their commissary accounts.

Participants were also provided a bag containing:

- A list of each region's crisis line, meal programs;
- Shelters, clothing programs;
- Food programs and financial support offices with hours of operation, addresses and phone numbers;
- Information about what to do if you come across people who may be experiencing a drug overdose;
- A card with a 1-800 number for housing related questions/support; and
- A pair of socks; snacks; and tissues.

The contents of the bag varied depending on the regional planning groups' success in securing donations.

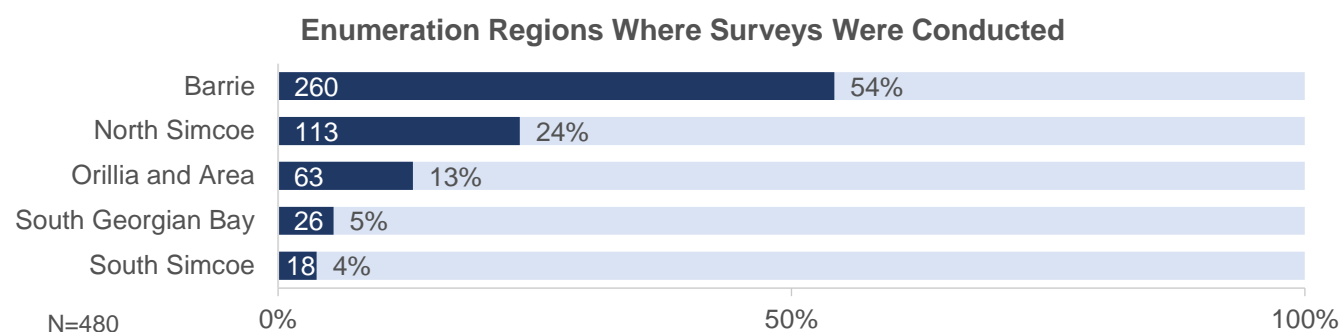
Survey Administration

During the Point-in-Time Count (PiT)/Registry Week a total of 972 people were approached by volunteers to participate in the survey. Of these, 197 declined to participate, 73 had already participated, and 154 screened out of completing a survey. Of the 548 surveys that were conducted, twelve participants withdrew their consent, four surveys were missing consent forms, and the data from 25 duplicate surveys were not used. Nineteen surveys were completed by people who were precariously housed/at risk of homelessness. The findings from this latter population are presented separately below. (See [Appendix 9: Special Population Data Tables \[page 123\]](#).)

Surveys were administered in various locations including emergency shelters, transitional housing facilities, motels (especially in South Georgian Bay where there is no general population emergency shelter for persons who are experiencing homelessness), and a large number of unsheltered locations including parks, pathways, streets, alleys, and other open spaces. Sheltered locations included libraries, building vestibules and entrances, Ontario Works offices, and regional headquarter buildings.



The table below provides the enumeration regions where surveys were conducted.



Types of locations where the surveys took place included:

- Shelters and out-of-the-cold programs (n=148).
- Community services, churches and libraries (n=126).
- Transitional housing (n=40).
- Unspecified locations in the county's towns and cities (n=34).
- Motels and motel voucher programs (n=30).
- In and around commercial buildings including coffee shops and fast food restaurants (n=29).
- Unsheltered locations including parks and bus stations (n=27).
- Over the telephone (n=7).

For the unsheltered count, teams of two or three were led by a person who had experience working with people experiencing homelessness and/or with other vulnerable populations. The teams were guided by Geographic Information Systems (GIS)¹⁷ maps and lists of pre-identified locations or "hot spots" where police officers, outreach workers and homeless service providers knew where persons who were homeless had stayed in the past.

While the vast majority of surveys were conducted in person, participants were provided the opportunity to complete their surveys over the telephone. A 1-800 phone number was used to ensure additional access and outreach to individuals experiencing homelessness, especially in rural and more remote areas. Upon request, designated translators in Barrie and Midland were available who could administer the survey in French, either in person or by telephone. While an important means to ensure that surveys were accessible to those in more rural areas or among people with mobility issues or who preferred to complete their surveys in French, the telephone survey take up was small, with only seven telephone surveys completed. No surveys were completed in French.

The final question of the survey requested survey participants' contact information to facilitate subsequent follow-up (referrals to the Simcoe County Regional Housing First and Rapid Re-Housing Programs and to other service providers as required) and to facilitate the creation of a Simcoe County 'By-Name List'. By-Name Lists are real-time lists of all people experiencing homelessness in communities. They are used to track household and system wide entries into and exits out of homelessness. 'By-Name Lists enable communities to know, in real time, the number of people who are experiencing homelessness in their communities and to connect them to the right services, at the right time, in a coordinated fashion as services are available.

¹⁷ Geographic information systems (GIS) are computer systems for capturing, storing, checking, and displaying data related to positions on the Earth's surface. GIS can show many different kinds of data on one map, such as streets, buildings, and vegetation (National Geographic Society, 2017).



The Survey

The survey began with an introductory script that informed potential survey participants of the survey's purpose: "to provide better programs and services to people experiencing homelessness" and gave people who chose to participate, the option of participating in the federal, provincial and local survey questions and or the assessment (Registry Week) component of the survey. The introductory script was followed by the previously mentioned screening questions which were designed to screen in people who were experiencing homelessness and to screen out those who had a safe place to stay (someone else's place, motel/hotel, or institution – hospital, jail, prison, remand centre) where they could stay as long as they want or their own house or apartment to which they could safely return.

The survey contained: fourteen mandatory federal and four additional mandatory provincial Point-in-Time (PiT) Count questions; a brief assessment tailored to single adults, youth or families, as appropriate, and six local questions. The Canadian Observatory on Homelessness developed eight optional questions, some of which were similar to questions included in the assessment. In the interest of not overburdening survey participants with a survey that would take more than 20 minutes to complete, the Enumeration Advisory Committee opted not to use these optional questions and elected to add the six local questions. Some of the local questions were designed to gather information about the scope of the issue of discharges from institutions directly to homelessness in Simcoe County, and others were intended to facilitate post survey contact with survey participants and development of the By-Name List. This is a list of the names and minimal information about individuals and families who are actively homeless in Simcoe County.

The Assessment – Single Adult VI-SPDAT, Family VI-SPDAT, TAY-VI-SPDAT

The assessment tools related to the Registry Week component of the Simcoe County enumeration were the:

4. Single Adult Vulnerability Index - Service Prioritization Decision Assistance Tool,
5. Family Vulnerability Index – Service Prioritization Decision Assistance Tool, and
6. Transition Age Youth- Vulnerability Index – Service Prioritization Decision Assistance Tool.

These self-report assessment tools, mostly requiring yes/no responses, were created by OrgCode Consulting Inc. and have been proven to be valid and reliable. They are widely used throughout North America and internationally. "The VI-SPDAT (Vulnerability Index - Service Prioritization Decision Assistance Tool) is an evidence-informed approach to assessing an individual's or family's acuity." The term "acuity" is used to describe the complexity of the situation or issues that an individual or family is facing which are likely to have an effect on their housing stability. "The tool, across multiple components, is used to help prioritize who to serve next and why, while concurrently identifying the areas in the person/family's life where support is most likely necessary in order to avoid housing instability."

The VI-SPDAT is a combination of the Vulnerability Index (VI), which helps measure chronicity and medical vulnerability, and the Service Prioritization Decision Assistance Tool (SPDAT), which is used as a coordinated intake and a case management tool. The VI-SPDAT helps to quickly identify who should be recommended for housing and housing support services, based on the VI-SPDAT generated acuity scores (see Acuity below), the household's eligibility for the program, and local priorities for service provision. Questions are categorized and scored within the following life domains:

- History of Housing and Homelessness;
- Risks;
- Socialization and Daily Functioning;



- Wellness; and
- Family Unit (Family VI-SPDAT only).

The VI-SPDAT does not make decisions; it informs decisions. It helps inform the order in which people should be provided services by helping to identify needs of the people experiencing homelessness, and determining priority service provision based on those who are most vulnerable. The VI-SPDAT provides data that communities, service providers, and people experiencing homelessness can use to help determine the best course of action to take.

Full Service Prioritization Decision Assistance Tools (SPDAT)s are different than the VI-SPDATs (Vulnerability Index - Service Prioritization Decision Assistance Tool) as full SPDATs are lengthier, in-depth assessment tools used by front-line service providers to assess their participants' acuity scores. These SPDAT assessments involve third party verification with service providers and others who provide services to the household being assessed. While the VI-SPDAT was used in the Simcoe County Homeless Enumeration, the full SPDAT is used in Simcoe County's coordinated access system to more accurately identify who is recommended and prioritized for the Simcoe County Regional Housing First Program.

The use of the three different VI-SPDAT assessment tools, with questions tailored to single adults, families and youth enumeration survey participants was a future enhancement recommendation of the 2016 Simcoe County Registry Week Steering Committee. For the 2016 enumeration, only the adult single SPDAT was used for all Registry Week participants, regardless of their age or household type. As noted in the 2016 enumeration report, "using specialized assessment tools for sub-population groups would have been helpful in developing a better understanding of the specific issues faced by these sub-populations."¹⁸

Acuity

Acuity scores are generated through the VI-SPDAT pre-screening and full-SPDAT assessments. The term "acuity" is used to describe the complexity of the situation or issues that an individual is facing which are likely to have an effect on their housing stability. "In the case of an evidence-informed common assessment tool like the SPDAT, acuity is expressed as a number, with a higher number representing more complex co-occurring issues that are likely to impact overall housing stability."¹⁹ Higher acuity scores indicate greater need for housing subsidies and housing support services as follows:

Based on the domain scores, participant scores are categorized by acuity level and an appropriate housing intervention is recommended as follows:

Acuity Level	Recommendation
High	An Assessment for Regional Housing First Program
Moderate	An Assessment for Regional Rapid Re-Housing Program
Low	No Housing Intervention (though other types of referrals may be made – e.g., referral to Regional Housing Resource/Access Centres for limited housing assistance)

¹⁸ County of Simcoe, April 2016, Working to End Homelessness: Simcoe County 20,000 Homes Campaign Registry Week).

¹⁹ OrgCode Consulting, Inc. 2014. Access August 29, 2018 at:
http://www.orgcode.com/the_difference_between_having_higher_acuity_and_being_chronic



Data Entry

All enumeration data was collected through paper tally sheets and surveys. Completed surveys, consent forms and complete screening scripts were placed into sealed envelopes. A second, identical consent form was provided to the participant as it provided the contact information required to notify the Enumeration Team should the participant wish to withdraw their consent. Tally sheets and surveys were collected from each of the five enumeration headquarters at the end of the enumeration period and delivered to County of Simcoe, Children and Community Services Department staff for data entry and analysis. In compliance with internal research ethical and privacy protection protocols, enumeration surveys, consents and screening forms were stored behind double locked doors.

Data from the envelope's label, screening script and paper survey was inputted into an online survey tool. This tool (Check Box) is hosted on the County of Simcoe servers to ensure maximum protection of the sensitive, personal information gathered from the surveys. The online data entry tool was set up to enter information collected from all completed paper surveys including those that would have been screened out according to the survey's skip logic. The decision to include these otherwise excluded surveys was made to allow for flexibility in the data analysis and to capture data from those who reported they were unstably housed/ at risk of homelessness.

Where consent was withdrawn or unclear after follow up, only the survey number, enumeration area and 'no' to consent was entered into the online tool. The paper survey was then set aside and stored behind double locked doors. Per the survey participants' consents, survey information was shared and maintained by a small number of service providers who have signed user agreements and use the information to determine who is prioritized to receive needed services based on their level of need. Survey forms were not shared with service providers except for those who used the information to develop the first by-name list of people experiencing homelessness in Simcoe County.

Tally sheet data was compiled and entered into an Excel spreadsheet for analysis and inclusion in the baseline number of observed people experiencing homelessness in Simcoe County. The recorded indicator of homelessness (for example, sleeping in a sleeping bag in a public, unsheltered location or in a vehicle or vestibule, or carrying a large backpack and/or sleeping bag) and location was used to decide when the observed individual should be counted. The indicator of homelessness for observed homeless individuals was then qualitatively analyzed to document the common indicators of observed homeless.

Data Cleaning

Raw survey data were extracted from the online survey tool into Microsoft Excel for data cleaning. The data cleaning performed included looking for unexpected responses such as text included in numeric answers, reviewing blank responses, cleaning outlying responses such as being homeless more than 365 days in one year and searching for duplicates.

Data Analysis

SPSS was used to analyze the survey data. Frequencies, cross-tabulations and the chi-square test for independence was used to provide the data for this report. In most cases, cross-tabulations and the chi-square test were not performed on variables with denominators less than 30 and with numerators less than five.

Missing data from the tally sheet included the date. To limit the possibility of duplicate counts of people who were observed to be homeless in the outdoor or unsheltered count over the three days, the total number recorded for the number of observed homeless individuals was the actual number divided by three.



Analysis Considerations

- Removal of blank, don't know and decline to answer responses when the total value was less than five percent resulted in inconsistent denominators and increased percentages.
- In most cases data was suppressed if the number of responses to questions applied to less than five people to protect privacy of survey participants.
- Dependent's survey records were only used for the core enumeration count and in a few places in the report and required explanation due to the increased number of responses when they were included.
- No date field on the tally sheet limited the ability to determine the number of observed homeless on the night of the Point-in-Time (PiT) Count.
- The lack of clarity on observed homelessness criteria resulted in reliance on volunteers' assumptions regarding who was recorded as homeless based on appearances of people who may or may not have been homeless.

Additional Data Sources

In addition to the information gathered through the surveys, the following data sources were utilized for the report:

- Simcoe County shelter, motel voucher and transitional housing service provider "utilization data", including minimal sociodemographic data, for people experiencing homelessness who stayed in their facilities the night of April 24, 2018.
- 2016 Census data, used to compare enumeration survey participants experiencing homelessness to the Simcoe County population.
- Other county reports and data sources which are also referenced throughout the report to provide context to the 2018 enumeration data findings.

Special Populations

Twelve special populations of interest within the homeless and near homeless population were identified and analyzed in detail. These populations included people experiencing homelessness by: enumeration area, gender identity, youth, participants with dependents, indigenous identity, chronic homelessness, acuity score, history of foster care, homelessness due to having nowhere to live after having left an institution, where participants stayed the night of the Point-in-Time Count, newly homeless and precariously housed individuals. The populations of interest were determined based on data availability and discussion with special population enumeration advisors and targets identified by the federal and provincial governments. Results from this analysis are scattered throughout the report and provided in detail in [Appendix 9: Special Population Data Tables \(page 123\)](#). In most cases the results mentioned within this report and text portion of Appendix 9 represent the statistically significant differences found in the analysis.



Enumeration Limitations

Enumeration and Point-in-Time (PiT) Counts in System Planning: While the enumeration provides important information in communities, it is one of several sources of data used to inform homeless services system planning in Simcoe County. Additional data sources include funded program and project reporting to the County of Simcoe, Emergency Shelter System data, and ad hoc and quarterly reports provided by homeless services providers. The Homeless Individuals and Families Information System (HIFIS) 4, the local homeless electronic management information system, when implemented, will augment these data sources, providing insights into the needs of people experiencing homelessness, how they move through the system of care, and how programs are faring against community objectives to end homelessness. To do homeless services system planning well, the Simcoe County homeless services system also relies on input provided by people with lived experience, service providers, and researchers. This homeless enumeration report is a complementary source of information in these efforts.

Representativeness of the Survey Sample: Similar to the 2016 Registry Week, due to the voluntary nature of the 2018 Homeless Enumeration participation and the convenience sampling procedure used by survey volunteer teams, the data gathered reflect self-reports of the people experiencing homelessness who were approached and consented to be surveyed. These experiences are not necessarily representative of the entire population experiencing homelessness in Simcoe County. The individuals surveyed underrepresent the portion of the population experiencing homelessness who may imminently be released from provincial institutions directly to homelessness, those in rural areas of the county, and the hidden homeless population. This should be taken into consideration when making generalizations about the homeless population in Simcoe County based on the findings from the 2018 Homeless Enumeration.

Failure of Survey Participants to Disclose Sensitive Information & Interviewer Bias: Lack of willingness to divulge sensitive information and interviewer bias relate to the use of community volunteers to administer surveys. First, it is very likely that the diverse gender identities and sexual orientation of survey participants were underreported to surveyors²⁰. This failure to disclose often occurs with sensitive questions and/or when surveyors have not built the required trust of participants. The risk of interviewer bias is due to the interview style of the survey and the sensitivity of the questions. The survey volunteer interviewer could have unintentionally influenced the responses provided by the survey participant. Examples of interviewer bias included the survey interviewer listing examples of responses to help explain a question (which the survey participant then chooses as their response), summarizing a question or a response instead of reading the question, and transcribing the response options verbatim. Recognizing interviewer bias is often a risk in social research, the enumeration training and survey prompts included instructions to survey volunteers which were designed to mitigate this risk.

²⁰ Gilbert Centre, personal communication:., August 2, 2018, "While a majority of respondents identified as heterosexual, with a small majority reported as bisexual; it should be stated that there are likely more people who identify as gay/bi/lesbian than were reported". Further, "people in brief, public interventions are unlikely to identify as LGBTQ. Situations with ongoing rapport are more likely to generate people identifying as LGBTQ."



Challenges Related to the Use of Paper Surveys: Significant staff time and resources were required to administer paper surveys in the five regional headquarters and to collect and enter the survey data. In addition, some paper survey answers were unclear and required judgement when being entered into the online tool. Unclear responses included interpretation of surveyors' handwriting on open-ended responses, understanding/ incorporating surveyor notes explaining close-ended questions, determining which close-ended answer was selected when it was unclear which the surveyor had checked, and the interpretation of key information when it was not recorded on the survey form (such as the date and time of the survey).

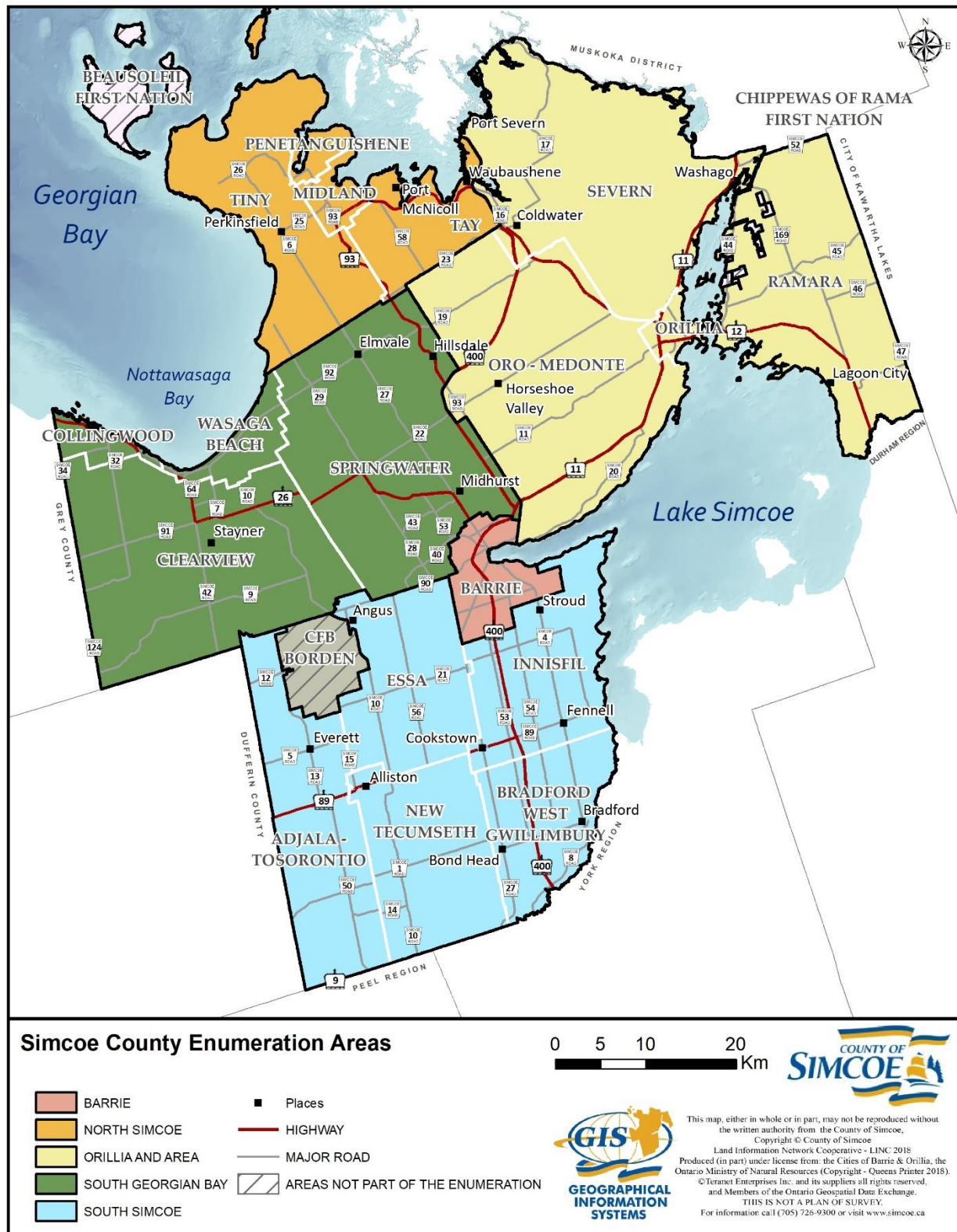
Inability to Modify Federal and Provincial Questions to Reflect Local Programs and Contexts: resulted in confusion, for example, about whether County of Simcoe Motel Voucher Program stays should be recorded as 'Emergency Shelter', or 'Motel/Hotel' stays. In the Simcoe County context, adding a "motel voucher" option to the list of types of places survey participants stayed would have addressed this confusion and provided more accurate data. With this response option it would have been clear whose motel stays were provided through the County of Simcoe's Motel Voucher Program (an emergency shelter equivalent stay) and whose were paid for by the survey participant or a third party.

In addition, the enumeration's screening questions did not indicate what types of households would be defined as "families", specifically, if spouses or partners without dependent children or other households without dependent children would be considered families. The Family VI-SPDATs (Vulnerability Index - Service Prioritization Decision Assistance Tool) implicitly defined families as households with dependent children. In this report all multi-person households are defined as families (i.e., those with and without dependent children, with multiple, independent youth and/or adults including spouses/partners or other unrelated or related adults). It is important to note, however, that in the special population tables (provided in [Appendix 9: Special Population Data Tables \[page 123\]](#)), families are defined per the Family VI-SPDAT as households with dependent children.

Unclear Responses Without Surveyor Verification of Responses to History of Homelessness Questions: resulted in the need to adjust homeless survey participants' responses when they answered "zero" to the question, "In total, how much time have you been homeless over the past year?" and "zero" to, "In total, how many different times have you experienced homelessness over the past year?" These questions are often poorly understood and answered by respondents as they tend not to include their current episode of homelessness in their responses unless specifically prompted to do so by their surveyor.

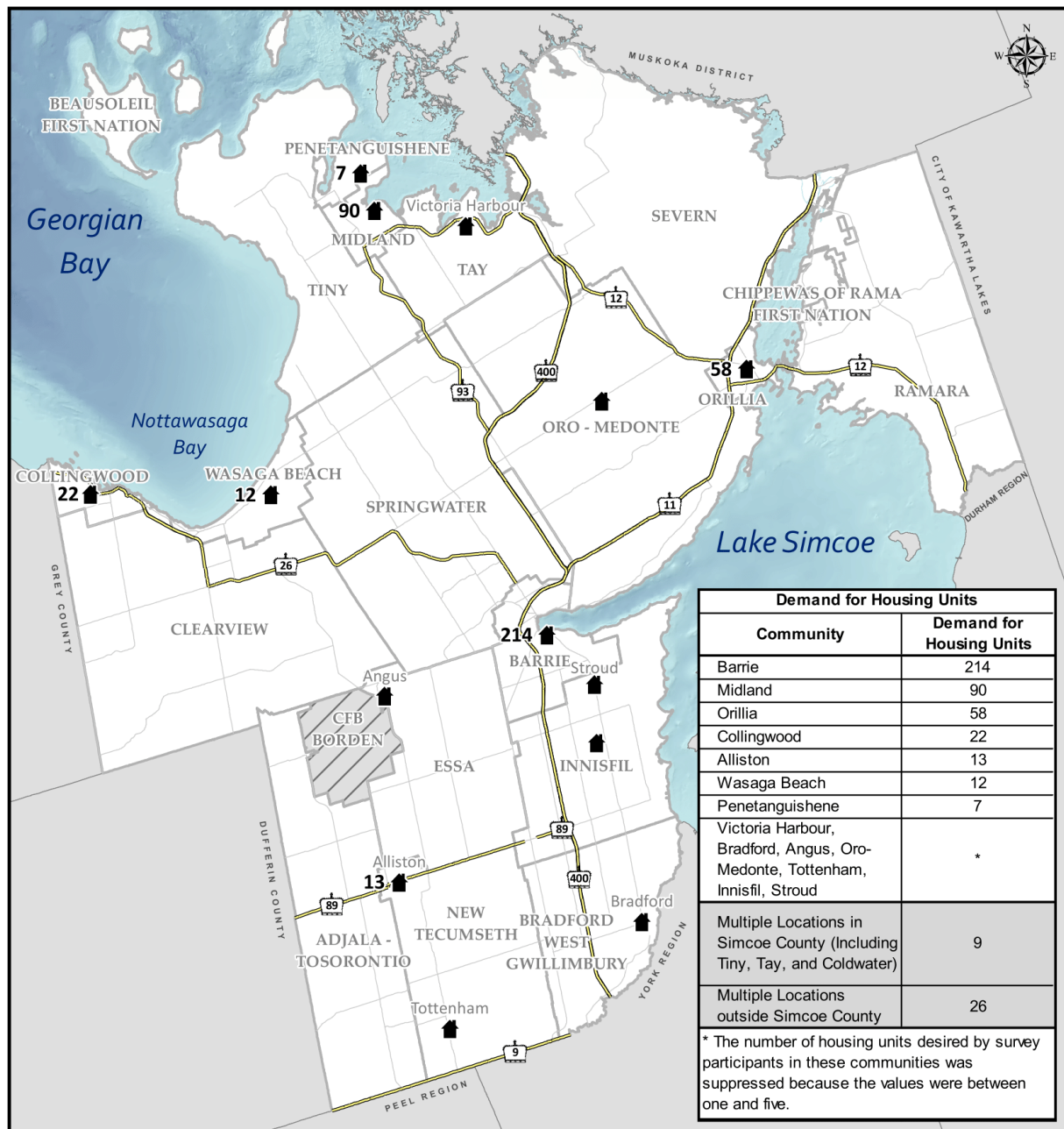


Appendix 3: Map of Simcoe County Enumeration Areas





Appendix 4: Map of Demand for Housing Units by Homeless Survey Participants across Simcoe County



Demand for Housing Units by Homeless Survey Participants Across Simcoe County

HOUSING DEMAND HIGHWAY
 MUNICIPAL BOUNDARIES MAJOR ROAD

0 5 10 20 Km



This map, either in whole or in part, may not be reproduced without the written authority from the County of Simcoe.
 Copyright © County of Simcoe
 Land Information Network Cooperative - LINC 2018
 Produced (in part) under license from: the Cities of Barrie & Orillia, the Ontario Ministry of Natural Resources (Copyright - Queens Printer 2018).
 © Teranet Enterprises Inc. and its suppliers all rights reserved,
 and Members of the Ontario Geospatial Data Exchange.
 THIS IS NOT A PLAN OF SURVEY.
 For information call (705) 726-9300 or visit www.simcoe.ca



Appendix 5: Agencies Where People Experiencing Homelessness Stayed April 24, 2018: Simcoe County Service Provider Bed Utilization Data

Agency Name	Program/ Service	Total Capacity	Max. Length of Stay - # Days/Mths/Years	April 24, 2018 Occupancy - # People	# of Turnaways	Demographic Information	Gender	# Indigenous Identity	# Canadian Forces	# Immigrant/ Refugee
1.1 Emergency Shelter										
Salvation Army - Barrie Bayside Mission Centre	Emergency Shelter	28	no max (avg = 60 days)	34	0	28 Single Adults	M - 28	2	1	0
Salvation Army - Barrie Bayside Mission Centre	Transitional Units	10	364 days	10	0	10 Single Adults	M - 10	0	0	0
Salvation Army - Barrie Bayside Mission Centre	Specialized Beds	6	no max	5	0	6 Single Adults	M - 6	0	0	0
Lighthouse Soup Kitchen & Shelter - Orillia	Emergency Shelter	14	30 days	18	0	18 Single Adults	M - 16 F - 2	1	1	0
Guest House Shelter - Midland	Emergency Shelter	18	30 days	15	0	3 Youth 12 Single Adults	M - 12 F - 3	4	0	0
Elizabeth Fry Society, Joyce Kope House - Barrie	Emergency Shelter	22	30 days	22	0	22 Single Adults	F - 22	9	0	0
Youth Haven - Barrie	Emergency Shelter	11 male 6 female 3 extra (winter only)	45 days	19	2	19 Youth Singles	M - 13 F - 6	1	0	0
CMHA Crisis Beds - Barrie	Emergency Shelter - mental health crisis beds	6	3 days	6	16	1 Youth 5 Single Adults	M - 1 F - 5	1	0	0



Agency Name	Program/ Service	Total Capacity	Max. Length of Stay - # Days/Mths/Years	April 24, 2018 Occupancy - # People	# of Turnaways	Demographic Information	Gender	# Indigenous Identity	# Canadian Forces	# Immigrant/ Refugee
CMHA Safe Beds - Orillia	Emergency Shelter - mental health transitional beds	3	14 days	0	0	NA	NA	NA	NA	NA
Subtotals		127		129						
Percent of Capacity Utilized on April 24				102%						

1.2 Emergency Shelter – Violence Against Women (VAW)

Women & Children's Shelter - Barrie	VAW Shelter	27	14 days	26	4	3 Single Adults 7 Families	M - 8 F - 18	0	0	5
Green Haven Women's Shelter - Orillia	VAW Shelter	13	42 days	6	0	6 Single Adults	F - 6	2	0	0
Huron Transition Homes - Midland Rosewood Shelter	Emergency Shelter /VAW Shelter	20	56 days	13	0	6 Single Adults 2 Families	M - 3 F - 10	3	0	0
My Friend's House - Collingwood	VAW Shelter	12	56 days	10	0	3 Single Adults 3 Families	F - 10	1	0	0
My Sister's Place - Alliston	VAW Shelter	12	90 days	18	0	3 Single Adults 6 Families	M - 4 F - 14	0	0	2
Subtotals		84		73						
Percent of Capacity Utilized on April 24				87%						



Agency Name	Program/ Service	Total Capacity	Max. Length of Stay - # Days/Mths/Years	April 24, 2018 Occupancy - # People	# of Turnaways	Demographic Information	Gender	# Indigenous Identity	# Canadian Forces	# Immigrant/ Refugee
1.3 Emergency Shelter - Overflow										
Out of the Cold - Barrie	Winter Only Overflow Shelter	40	N/A	43	0	43 Single Adults	M - 35 F - 8	3	1	1
Subtotals		40		43						
Percent of Capacity Utilized on April 24				108%						

1.4 Emergency Shelter - Motel Voucher Program*										
Salvation Army - Barrie	Motel Voucher	40	75 days	23	0	8 Families	F - 14 M - 9	4	0	0
Salvation Army - Barrie	Family Shelter Units - 4 Units (through Motel Voucher Program)	20	364 days	6	0	2 Families	F - 2 M - 2 Children- M - 2	0	0	0
Salvation Army - Collingwood	Motel Voucher	20	21 days	2	0	2 Adult singles	F - 2 M - 0	0	0	0
Guesthouse - Midland	Motel Voucher	20	30 days	12	0	Adult singles - 2 Families - 1 Youth - 0	F - 4 M - 3	2	0	0
Salvation Army - Orillia	Motel Voucher	25	11 days	4	0	Adult singles - 2 Families - 1 Youth - 0	F - 1 M - 3	0	0	0
North Simcoe Victim Services - Orillia	Motel Voucher	10	14 days	0	0	0	0	0	0	0



Agency Name	Program/ Service	Total Capacity	Max. Length of Stay - # Days/Mths/Years	April 24, 2018 Occupancy - # People	# of Turnaways	Demographic Information	Gender	# Indigenous Identity	# Canadian Forces	# Immigrant/ Refugee
CONTACT Community Services- South Simcoe	Motel Voucher	10	14 days	0	0	0	0	0	0	0
Subtotals		145		47						
Percent of Capacity Utilized on April 24				32%						

Total in Emergency Shelter Equivalent Beds	292
---------------------------------------------------	------------

2. Transitional Housing Program										
Biminaawzogin Regional Aboriginal Women's Circle - Orillia	Transitional Housing	6	1 year	4	0	4 Single Adults	F - 4	4	0	0
Couchiching Jubilee House - Orillia	Transitional Housing	12	4 years	9	0	3 families	M - 4 F - 5	0	0	0
Home Horizon, Barbara Weider House- Collingwood	Transitional Housing	7	4 years	7	2	6 Youth 1 Single Adult	M - 4 F - 3	3	0	0
My Sister's Place - Alliston	Transitional (Second Stage) Housing	5	364 days	8	0	2 Single Adults 3 Families	M - 2 F - 6	0	0	0
Redwood Park Communities - Barrie	Transitional Housing	12 units, 30 beds	364 days	30	0	2 Single Adults 9 Families	M - 11 F - 19	2	0	8



Agency Name	Program/ Service	Total Capacity	Max. Length of Stay - # Days/Mths/Years	April 24, 2018 Occupancy - # People	# of Turnaways	Demographic Information	Gender	# Indigenous Identity	# Canadian Forces	# Immigrant/ Refugee
Samaritan House - Barrie	Transitional Housing	11	364 days	10	0	3 Single Adults 2 Families	M - 1 F - 9	0	0	0
Shelter Now - Midland	Transitional Housing	20 units, 26 people	4 years	24	0	2 Youth 16 Single Adults 2 Families	M - 14 F - 10	7	1	0
Youth Haven - Barrie	Transitional Housing	5	4 years	4	0	4 Youth Singles	M - 3 F - 1	0	0	0
Subtotals		102		96						
Percent of Capacity Utilized on April 24				94%						

Total in Transitional Housing	96
--------------------------------------	-----------

Total in Shelter and Transitional Housing Locations on Point-in-Time Night	388
---------------------------------------------------------------------------------------	------------

* It is important to note that except in the case of the Salvation Army Barrie's four family units provided through the Motel Voucher Program, the "Total Capacity" for the Motel Voucher Program is a hypothetical number of beds that would rarely, if ever, be fully utilized. It represents the maximum number of rooms and beds each service provider indicated they have used in peak periods through the Program (but were not used for declared emergencies such as tornados or fires).



Appendix 6: Glossary of Terms

Absolutely/Literally Homeless

Refers to people living on the street with no physical shelter of their own, including those who spend their nights in emergency shelters, overflow shelters (including out-of-the-cold programs) and motels (through the County of Simcoe's Motel Voucher Program).

At Risk of Homelessness/Precariously Housed

Refers to people living in poverty who are not homeless, but whose current economic and/or housing situation is dangerously lacking security, stability or safety.

Bed Utilization/Bed Occupancy

A record of the number of emergency beds and the number of transitional beds that were available or occupied at a particular time, either on a particular night or over a period of time.

Chronically Homeless

A homeless individual or family who is/are currently homeless and have been homeless for at least 180 cumulative days in the past twelve months. Many chronically homeless individuals have disabling conditions.

Consolidated Municipal Service Manager (CMSM)

Tasked with implementing more integrated systems of social and community health services for the delivery of Ontario Works, Child Care, Social Housing and Homeless Services inside municipal boundaries and between municipal neighbours, 47 CMSMs were created in Ontario. In Southern Ontario, the CMSM is frequently aligned along the upper tier boundary (region or county) and does include separated towns and cities within their geographic boundaries. The CMSM can be either the upper tier (as in the case of the County of Simcoe) or the separated municipality.

Coordinated Access/Coordinated Access System

A centralized or coordinated process designed to coordinate and standardize participant intake assessment and triaging for programs and provision of referrals. A centralized or coordinated assessment system covers the geographic area, is easily accessed by individuals and families seeking housing or services, is well advertised, and includes a comprehensive and standardized assessment tool.

Dependent

For the purposes of this report, dependents are members of family or non-family households as defined by the survey participant. They may include combinations of spouses, children, youth, and adults who rely on the survey participant for various types of support. Homeless enumeration survey participants who reported having a child/dependent staying with them the night of the PiT Count were analyzed separately and presented in [Appendix 9: Special Population Data Tables \(page 123\)](#).



Disabling Condition

For the purposes of this study, a disabling condition is defined as physical disability, mental illness, depression, alcohol or drug abuse, chronic health problems, Human immunodeficiency virus infection and acquired immune deficiency syndrome (HIV/AIDS), Post-traumatic Stress Disorder (PTSD), or a developmental or intellectual disability that impacts a person's ability to secure housing and/or remain housed.

Emergency Shelter

A homeless program that is intended to provide short-term support and emergency housing to homeless individuals. Individuals who are staying in an Emergency Shelter are considered absolutely homeless. Emergency shelter may take the form of a congregate shelter, overflow or temporary winter shelter, a motel voucher (paid for through the County of Simcoe Motel Voucher Program), or domestic violence shelter.

Episodically Homeless

A homeless individual or family who is/are currently homeless and report they have had at least three separate occasions of homelessness in the past year.

Family

Any combination of two or more persons who are bound together over time by ties of mutual consent, birth and/or adoption or placement. For the purpose of this report, survey participant families refer to an individual who, in completing the survey, reported that they are currently part of a family or anticipate reuniting with their family and/or children once housed. Homeless enumeration survey participants who reported having a child/dependent staying with them the night of the Point-in-Time Count were analyzed separately and presented in [Appendix 9: Special Population Data Tables \(page 123\)](#).

Hidden Homeless

Often referred to as 'couch surfers', the hidden homeless are people who stay with friends, family, acquaintances or strangers. They are typically not paying rent, their duration of stay is unsustainable in the long term, and they do not have the means to secure their own permanent housing in the future. They differ from those who are staying with friends or family out of choice in anticipation of prearranged accommodation, whether in their current hometown or in a new community. This living situation is understood by both parties to be temporary, and the assumption is that it will not become permanent.

Homeless Enumeration

Mandated by the Province of Ontario and supported by the Government of Canada, homeless enumeration is a measurement of the number of people experiencing homelessness in communities using provincially and federally endorsed methodologies.

Homeless Individuals and Families Information System (HIFIS)

HIFIS is a homeless management information system used by many communities across Canada to record personal information and other data. Provided to communities free of charge by Employment and Social Development Canada (ESDC), HIFIS is a locally administered, web-based, electronic data collection system, with the capacity to store longitudinal information regarding individuals who access homeless services, their usage of services, and their service outcomes. HIFIS is also used to create an unduplicated accounting of homelessness within communities.



Homelessness

Homelessness describes the situation of an individual, family or community without stable, safe, permanent, appropriate housing, or the immediate prospect, means and ability of acquiring it. Please see [Table 1: Canadian Definition of Homelessness, 2017 \(page 13 & 14\)](#) for the Canadian Definition of Homelessness which was used for the Simcoe County Homeless Enumeration.

Housing First

Housing First is both a program and an approach to permanently and immediately housing people who are experiencing homelessness into independent, permanent housing with no preconditions. The approach and program prioritize moving people who are the most vulnerable or have the greatest barriers first. The Simcoe County Regional Housing First Program is offered in four regions of the county, each with local staffing. The Program maximizes participant choice and self-determination, uses a centralized referral process with a common intake form, and provides intensive case management, housing locator and landlord support services.

Interim Housing

(See Transitional/Interim Housing)

Point-in-Time (PiT) Count

PiT Counts survey homeless persons on a given day who are staying on the streets, in shelters, in other unsheltered locations, and/or in sheltered places not fit for human habitation (e.g., sheds, makeshift shelters and tents) and in temporary housing (e.g., transitional housing or institutional care). PiT Counts provide communities with valuable information about who is experiencing homelessness in our county and what factors contribute to experiences of homelessness – information gathered directly from connecting with, and talking to, people experiencing homelessness in a particular area, on a particular night, at a single point-in-time. PiT Counts include a street count in addition to a count of all clients in emergency and transitional beds.

Precariously Housed/At Risk of Homelessness

Refers to people who are living in poverty and who are at risk, often imminent risk, of becoming homeless due to housing that is: unaffordable, unsuitable, unsafe, unsustainable, and/or inaccessible.

Provisionally Accommodated

Provisionally Accommodated situations are those in which people, who are technically homeless and without permanent shelter, access accommodation that is temporary, offers no prospect of permanence, and no security of tenure. Those who are provisionally accommodated may be accessing temporary housing provided by government or the non-profit sector, or may have independently made arrangements for short-term accommodation.

Rapid Re-Housing

Rapid re-housing is a supportive housing program designed to assist people experiencing homelessness to secure independent, permanent housing, provide support in maintaining housing including rental assistance – all tailored to the needs of the individual or family.



Registry Week

Refers to a coordinated, multi-day count of people experiencing homelessness on the streets, in shelters, and in other community-identified spaces frequented by people experiencing homelessness. It also involves a coordinated outreach and assessment process to collect information and create a list of people experiencing homelessness, by name, starting with the most vulnerable, in order to prioritize access to permanent housing and supports.

Service Prioritization Decision Assistance Tool/ VI SPDAT/ TAY-VI SPDAT

The VI-SPDAT (Vulnerability Index - Service Prioritization Decision Assistance Tool) is a combination of the Vulnerability Index (VI), which helps measure chronicity and medical vulnerability, and the Service Prioritization Decision Assistance Tool (SPDAT), which is used as a coordinated intake and case management tool. The VI-SPDAT helps to quickly identify who should be recommended for housing and housing support services, based on the VI-SPDAT generated acuity scores, the household's eligibility for the program, and local priorities for service provision.

Single Individual

Refers to an unaccompanied adult or youth.

Supportive Housing

Supportive housing provides long-term housing with associated supportive services to assist homeless persons with complex needs to live independently.

Transition Age Youth

Also known as TAY, refers to an unaccompanied youth aged sixteen to 24.

Transitional/Interim Housing

Transitional or interim housing is one type of provisional housing that describes situations in which people, who are technically homeless and without permanent shelter, access accommodation that offers no prospect of permanence. Transitional housing is a type of interim housing typically provided through government funding and/or through the non-profit sector. Transitional housing typically includes programming designed to address issues that caused or contributed to homelessness and to build individual skills to live independently in the future. Other types of interim housing may or may not provide such supports. The maximum length of stay in Ontario's transitional housing programs recently increased from one year less one day to four years. For more information see [Table 1: Canadian Definition of Homelessness, 2017 \(pages 13 & 14\)](#).

Unaccompanied Children

Refers to children under the age of eighteen who do not have a parent or guardian present.

Unsheltered or Absolutely Homeless

Living on the streets or in places not intended for human habitation such as living on the streets, in parks or forests, in tents, or in public or private spaces such as vacant or abandoned buildings, storage structures, vehicles, encampments, or any other place not intended for permanent human habitation and without consent or contract.



Youth-Led Family

Refers to families led by/parented by a youth, aged sixteen to 24.



Appendix 7: Enhancements for Future Homeless Enumerations

Overall Project Management Recommendations:

Please see Priority Methodological Considerations section on page 55 of the main report.

- Assuming federal and provincial notification of Consolidated Municipal Service Managers (CMSMs) for enumeration scheduling allows, seek any County Council required by-law approvals as much in advance of the enumeration as possible. This would enable community agencies that may be contracted to carry out components of the enumeration to begin their work well in advance of the Point-in-Time (PiT) Count, preferably at least six months prior.
- County of Simcoe staff engaging agencies' participation in the enumeration well in advance of enumerations by:
 - Meeting with organizations that did not fully participate in the enumeration to explain the benefits of their participation, the influence enumeration information has had on local funding and program decisions, and to communicate the CMSM expectation that funded agencies fully participate in and prioritize enumeration work in all enumerations.
 - Including the requirement for full enumeration participation in the County of Simcoe agreements with service providers.
 - Better defining CMSM expectations around agency participation in enumeration including involvement in carrying out the enumeration, providing staff to assist with surveying participants, encouraging each shelter/transitional housing program participant to complete a survey and providing minimal information about each program participant who declined to participate.
- Regional Enumeration Advisory Committee creating a project plan with a critical path including all steps and approval points required to deliver the project on time, as well as identifying possible obstacles and planning for contingencies.
- Determining whether tablets and the PiT Count Module will be used well in advance of the enumeration, configuring the surveys accordingly and providing formatted tablets for training sessions and practice prior to the enumeration.
- Submitting the County of Simcoe research ethics application well in advance of the enumeration.
- Assessing the use of a joint consent form for enumeration, the Homeless Individuals and Families Information System (HIFIS), and entry into the Simcoe County Regional Housing First and Rapid Re-Housing Programs.



Methodology Recommendations:

- Simcoe County considering approaches to ensure surveys completed during the Point-in-Time (PiT) Count 24-hour period and those conducted during the Registry Week period are easily distinguishable. Approaches to facilitate this distinction include using a tablet that records the date and time of the start and finish of the survey and separating the times the PiT Count and the Registry Week are conducted.
- Service Providers assessing the usefulness of the 2018 local questions to determine whether they should be used in subsequent counts and if not, developing other questions or determining which questions should be used again.
- Requesting federal and provincial enumeration experts provide best practice evidence of successful enumeration approaches in rural communities to advise communities on strengthening outreach in these areas.
- Simcoe County enumeration team members developing strategic relationships with key rural service providers and other contacts early in the planning of enumeration processes to engage people who are experiencing hidden homelessness in these communities.
- Focusing efforts to build on 2018 enumeration engagement with Indigenous Peoples to ensure Indigenous planning results in enhanced engagement of Indigenous participants and volunteers, and to ensure the research, enumeration processes and reporting are culturally sensitive.
- Building on peer participation of people with lived experience in all aspects of the enumeration including participating on the Regional Enumeration Advisory Committee.
- Sending letters requesting specific donations of honoraria one year in advance of the enumeration to enable committees that meet infrequently to consider these requests.
- Providing survey materials, Service Prioritization Decision Assistance Tools (SPDATs) and consent forms in French, including noting on survey envelope labels whether the survey was conducted over the telephone and in French or English.
- Suggesting to provincial enumeration contacts that in order to adequately plan to prevent institutional discharges to homelessness, provincial mandated participation in provincial enumeration should be implemented and communicated. At minimum, building on inroads made with institutions that discharge people to homelessness (hospitals, corrections, child welfare) to survey and link to needed services those who report they will have no home after their discharge. (Please see Priority Methodological Considerations: Institutional Systems Data section on page 55 of the main report.)
- Ensuring the final survey is available well in advance of the enumeration and used in all training sessions.
- In most situations, using outreach teams of two rather than three which would give each team member a role in most survey administrations and would help prevent overwhelming survey participants.
- Building on relationships made with police and emergency services personnel who encounter people experiencing homelessness on a regular basis in identifying hotspot locations and engaging their participation in enumeration activities, especially in areas that did not fully participate in the enumeration.



Day of the Count Logistics Recommendations:

- Providing trainings specific to headquarters operations.
- Setting up and organizing headquarters prior to the first day of enumeration and providing checklists for headquarters' administrative procedures.
- Each regional headquarters developing processes to increase efficiencies in their use of volunteers, including decreasing volunteer downtimes and wait times prior to and between shifts.
- Headquarters locations being provided more honoraria and surveys (if paper copies are used) for their outreach teams to avoid shortages and to allow the time and resources needed to prepare outreach survey team packages in advance.
- Considering retaining a counsellor to be on-site at headquarter locations to provide individual assistance to any volunteers or survey participants who may have been upset or triggered through their enumeration experience.

Volunteer Management and Training Recommendations:

- Scheduling volunteer shift times and roles early in the planning process to assist with targeted recruitment and scheduling.
- Adding some shorter shifts to choose from for those who want to participate but have mobility issues or varying capacities to participate in longer or more strenuous enumeration activities.
- Sharing of enumeration documents among the five regional enumeration planning groups. Increasing communication and sharing of documents between enumeration team members and other enumeration groups, for example, by posting documents pertaining to the regions' volunteers on a site that is accessible to the five regions' planning groups.
- Scheduling most volunteers during the 24-hour Point-in-Time (PiT) Count period when most surveys are conducted.
- Tailoring trainings to specific audiences (e.g., service sector employees separate from community volunteers) and geared to specific roles (e.g., team leads, survey administration, headquarters volunteers, and data entry volunteers). Survey administration training sessions should provide the opportunity for hands-on practice such as a role-play and demonstrations to accommodate different learning styles and levels of comfort in the trainings.

Media and Communications Recommendations:

- Using focused and targeted media to engage all stakeholders.
- Communicating enumeration results and accomplishments widely to encourage further participation in future enumerations. Create Simcoe County enumeration videos/webinars to encourage broad community awareness of homelessness and to decrease the inefficiencies of large numbers of post-enumeration deputations.



HIFIS PiT Count Module Recommendations:

- Homelessness Partnering Strategy providing the Point-in-Time (PiT) Count Homeless Individuals and Families Information System (HIFIS) Module to Consolidated Municipal Service Managers (CMSMs) at least four months prior to enumeration, thereby allowing sufficient time for local configuration, acquiring (purchasing or renting) and setting up tablets, setting passwords and permissions, training and practice opportunities, etc. (The late release of the module for the 2018 PiT Count precluded its use in Simcoe County.)
- Building an interface that automatically transfers relevant enumeration data to the Simcoe County By-Name-List (BNL) and accesses Service Prioritization Decision Assistance Tools (SPDATs) completed within the last six months for enumeration so survey participants are not asked to complete another assessment when their current assessment is available in HIFIS.
- Ensuring the HIFIS module does not require internet connections to input surveys.



Appendix 8: The Surveys

Table of Contents

Simcoe County SINGLE ADULT Survey for 2018 Combined PiT/Registry Week..... 94

Simcoe County YOUTH Survey for 2018 Combined PiT/Registry Week..... 103

Simcoe County FAMILY Survey for 2018 Combined PiT/Registry Week 112



Simcoe County SINGLE ADULT Survey for 2018 Combined PiT/Registry Week

(Last updated April 19, 2018)

**Including Vulnerability Index -
Service Prioritization Decision Assistance Tool
(Single Adult VI-SPDAT)**

Prescreen Triage Tool for Single Adults





SURVEY INTRODUCTION

(Surveyor to complete after Introductory Script, Screening and Consent)

Interviewer's Name	Agency and/or Contact #	Team <input type="checkbox"/> Staff <input type="checkbox"/> Volunteer
Survey Date DD/MM/YYYY ____/____/____	Survey Time ____ : ____ AM/PM	Survey Location
<input type="checkbox"/> Survey Completed over the phone <input type="checkbox"/> 1-800 enumeration number, or <input type="checkbox"/> other agency number		<input type="checkbox"/> Survey translated into French

C. Where are you staying tonight? / Where did you stay last night? /Where did you stay [PiT NIGHT – Tuesday, April 24, 2018]

(Surveyor – pull answer from screening) (PiT C)

a. <input type="checkbox"/> DECLINE TO ANSWER b. <input type="checkbox"/> OWN APARTMENT/ HOUSE	c. <input type="checkbox"/> SOMEONE ELSE'S PLACE -> ASK C1 AND C2 d. <input type="checkbox"/> MOTEL/HOTEL -> ASK C2 e. <input type="checkbox"/> HOSPITAL, JAIL, PRISON, REMAND CENTRE -> ASK C2	f. <input type="checkbox"/> EMERGENCY SHELTER, DOMESTIC VIOLENCE SHELTER g. <input type="checkbox"/> TRANSITIONAL SHELTER/HOUSING h. <input type="checkbox"/> PUBLIC SPACE (E.G., SIDEWALK, PARK, FOREST, BUS SHELTER) i. <input type="checkbox"/> VEHICLE (CAR, VAN, RV, TRUCK) j. <input type="checkbox"/> MAKESHIFT SHELTER, TENT OR SHACK k. <input type="checkbox"/> ABANDONED/VACANT BUILDING l. <input type="checkbox"/> OTHER UNSHELTERED LOCATION m. <input type="checkbox"/> RESPONDENT DOESN'T KNOW [LIKELY HOMELESS]
-------------------------------------------------------------------------------------------------------	-------------------------------------------------------------------------------------------------------------------------------------------------------------------------------------------------------------------------------------	-------------------------------------------------------------------------------------------------------------------------------------------------------------------------------------------------------------------------------------------------------------------------------------------------------------------------------------------------------------------------------------------------------------------------------------------------------------------------------------------------------------------------------------------------------

C1: Can you stay there as long as you want or is this a temporary situation? (Surveyor - from screening)

a. <input type="checkbox"/> AS LONG AS THEY WANT b. <input type="checkbox"/> TEMPORARY -> ASK C2 c. <input type="checkbox"/> DON'T KNOW -> ASK C2 d. <input type="checkbox"/> DECLINE

C2: Do you have your own house or apartment you can safely return to? (Surveyor - from screening)

a. <input type="checkbox"/> YES b. <input type="checkbox"/> NO c. <input type="checkbox"/> DON'T KNOW d. <input type="checkbox"/> DECLINE

Thank you for agreeing to take part in the survey. Again, you will receive a gift card as a thank you for your participation.



BEGIN SURVEY

1. What family members are staying with you tonight? [Indicate survey numbers for adults. Check all that apply]

<input type="checkbox"/> NONE	<input type="checkbox"/> OTHER ADULT - Survey #: _____
<input type="checkbox"/> PARTNER - Survey #: _____	<input type="checkbox"/> DECLINE TO ANSWER
<input type="checkbox"/> CHILD(REN)/DEPENDENT(S)	
[indicate gender and age for each]	
GENDER	
AGE	

For the next questions, “homelessness” means any time when you have been without a secure place to live, including sleeping in shelters, on the streets, or living temporarily with others.

2. How old are you? [OR] What year were you born? [If unsure, ask for best estimate]

☐ AGE _____ OR YEAR BORN _____ ☐ DON'T KNOW ☐ DECLINE TO ANSWER

3. How old were you the first time you experienced homelessness?

☐ AGE _____ ☐ DON'T KNOW ☐ DECLINE TO ANSWER

4. In total, how much time have you been homeless over the PAST YEAR? [Best estimate.]

☐ LENGTH _____ DAYS | WEEKS | MONTHS | ☐ DON'T KNOW ☐ DECLINE TO ANSWER

5. In total, how many different times have you experienced homelessness over the PAST YEAR? [Best estimate.]

☐ NUMBER OF TIMES _____ [Including this time] ☐ DON'T KNOW ☐ DECLINE TO ANSWER

6. Have you stayed in an emergency shelter in the past year? [e.g., Youth Haven, Salvation Army Bayside Mission, Rosewood]

☐ YES ☐ NO ☐ DON'T KNOW ☐ DECLINE TO ANSWER

7. How long have you been in Simcoe County?

<input type="radio"/> LENGTH _____ DAYS WEEKS MONTHS YEARS	<input type="radio"/> Where did you live before you came here?
<input type="radio"/> ALWAYS BEEN HERE	<input type="radio"/> COMMUNITY _____ PROVINCE _____
<input type="radio"/> DON'T KNOW	<input type="radio"/> OR COUNTRY _____ [ask community, province and if not in Canada, ask country]
<input type="radio"/> DECLINE TO ANSWER	<input type="radio"/> DECLINE TO ANSWER

8. Did you come to Canada as an immigrant, refugee or refugee claimant?

<input type="radio"/> YES, IMMIGRANT ----->	<input type="radio"/> If YES:	<input type="radio"/> How long have you been in Canada?
<input type="radio"/> YES, REFUGEE ----->		<input type="radio"/> LENGTH: _____ DAYS WEEKS MONTHS YEARS
<input type="radio"/> YES, REFUGEE CLAIMANT ----->		<input type="radio"/> OR DATE: ____/____/____ DAY / MONTH / YEAR
<input type="radio"/> NO		<input type="radio"/> DON'T KNOW
<input type="radio"/> DON'T KNOW		<input type="radio"/> DECLINE TO ANSWER
<input type="radio"/> DECLINE TO ANSWER		



9. Do you identify as Indigenous or do you have Indigenous ancestry? This includes First Nations with or without status, Métis, or Inuit. [If yes, please follow-up to specify.]

- | | |
|---------------------------------------------------------------------------------------------------------------------------------------------|--------------------------------------------------------------------------------------------------------------------------------------------------------------------------------------------------------------------------------------------------------------------------------|
| <input type="radio"/> YES ----->
<input type="radio"/> NO
<input type="radio"/> DON'T KNOW
<input type="radio"/> DECLINE TO ANSWER | <input type="radio"/> If YES: <ul style="list-style-type: none"> <input type="radio"/> FIRST NATIONS (with or without status) <input type="radio"/> INUIT <input type="radio"/> MÉTIS <input type="radio"/> HAVE INDIGENOUS ANCESTRY |
|---------------------------------------------------------------------------------------------------------------------------------------------|--------------------------------------------------------------------------------------------------------------------------------------------------------------------------------------------------------------------------------------------------------------------------------|

10. Have you ever had any service in the Canadian Military or RCMP? [Military includes Canadian Navy, Army, or Air Force]

- | | | | |
|------------------------------------------------------------------------|--------------------------|----------------------------------|-----------------------------------------|
| <input type="radio"/> YES, MILITARY
<input type="radio"/> YES, RCMP | <input type="radio"/> NO | <input type="radio"/> DON'T KNOW | <input type="radio"/> DECLINE TO ANSWER |
|------------------------------------------------------------------------|--------------------------|----------------------------------|-----------------------------------------|

11. What gender do you identify with? [Show list.]

- | | | |
|--------------------------------------------------------------------------------------------------------------|-------------------------------------------------------------------------------------------------------------------------------------------------------------|------------------------------------------------------------------------------------------------------------------------|
| <input type="radio"/> MALE / MAN
<input type="radio"/> FEMALE / WOMAN
<input type="radio"/> TWO-SPIRIT | <input type="radio"/> TRANS FEMALE / TRANS WOMAN
<input type="radio"/> TRANS MALE / TRANS MAN
<input type="radio"/> GENDERQUEER/GENDER NON-CONFORMING | <input type="radio"/> NOT LISTED: _____
<input type="radio"/> DON'T KNOW
<input type="radio"/> DECLINE TO ANSWER |
|--------------------------------------------------------------------------------------------------------------|-------------------------------------------------------------------------------------------------------------------------------------------------------------|------------------------------------------------------------------------------------------------------------------------|

12. How do you describe your sexual orientation, for example straight, gay, lesbian? [Show list.]

- | | | | |
|-----------------------------------------------------------------------------------------------------------|---------------------------------------------------------------------------------------------------------|------------------------------------------------------------------------|-----------------------------------------------------------------------------|
| <input type="radio"/> STRAIGHT/HETEROSEXUAL
<input type="radio"/> GAY
<input type="radio"/> LESBIAN | <input type="radio"/> BISEXUAL
<input type="radio"/> TWO-SPIRIT
<input type="radio"/> QUESTIONING | <input type="radio"/> QUEER
<input type="radio"/> NOT LISTED: _____ | <input type="radio"/> DON'T KNOW
<input type="radio"/> DECLINE TO ANSWER |
|-----------------------------------------------------------------------------------------------------------|---------------------------------------------------------------------------------------------------------|------------------------------------------------------------------------|-----------------------------------------------------------------------------|

13. What happened that caused you to lose your housing most recently? [Do not read the options. Check all that apply. "Housing" does not include temporary arrangements (e.g., couch surfing) or shelter stays.]

- | | |
|-----------------------------------------------------------------------------------------------------------------------------------------------------------------------------------------------------------------------------------------------------------------------------------------------------------------------------------------------------------------------------------------------------------|--------------------------------------------------------------------------------------------------------------------------------------------------------------------------------------------------------------------------------------------------------------------------------------------------------------------------------------------------------------------------------------|
| <input type="checkbox"/> ILLNESS OR MEDICAL CONDITION
<input type="checkbox"/> ADDICTION OR SUBSTANCE USE
<input type="checkbox"/> JOB LOSS
<input type="checkbox"/> UNABLE TO PAY RENT OR MORTGAGE
<input type="checkbox"/> UNSAFE HOUSING CONDITIONS
<input type="checkbox"/> EXPERIENCED ABUSE BY: PARENT / GUARDIAN
<input type="checkbox"/> EXPERIENCED ABUSE BY: SPOUSE / PARTNER | <input type="checkbox"/> CONFLICT WITH: PARENT / GUARDIAN
<input type="checkbox"/> CONFLICT WITH: SPOUSE / PARTNER
<input type="checkbox"/> INCARCERATED (JAIL OR PRISON)
<input type="checkbox"/> HOSPITALIZATION OR TREATMENT PROGRAM
<input type="checkbox"/> OTHER REASON _____
<input type="checkbox"/> DON'T KNOW
<input type="checkbox"/> DECLINE TO ANSWER |
|-----------------------------------------------------------------------------------------------------------------------------------------------------------------------------------------------------------------------------------------------------------------------------------------------------------------------------------------------------------------------------------------------------------|--------------------------------------------------------------------------------------------------------------------------------------------------------------------------------------------------------------------------------------------------------------------------------------------------------------------------------------------------------------------------------------|

14. What are your sources of income? [Read list and check all that apply]

- | | | |
|-------------------------------------------------------------------------------------------------------------------------------------------------------------------------------------------------------------------------------------|---------------------------------------------------------------------------------------------------------------------------------------------------------------------------------------------------------------------------------------------------------------------|----------------------------------------------------------------------------------------------------------------------------------|
| <input type="checkbox"/> EMPLOYMENT
<input type="checkbox"/> INFORMAL/SELF-EMPLOYMENT (E.G., BOTTLE RETURNS, PANHANDLING)
<input type="checkbox"/> EMPLOYMENT INSURANCE
<input type="checkbox"/> WELFARE/SOCIAL ASSISTANCE | <input type="checkbox"/> DISABILITY BENEFIT
<input type="checkbox"/> SENIORS BENEFITS (E.G., CPP/OAS/GIS)
<input type="checkbox"/> GST REFUND
<input type="checkbox"/> CHILD AND FAMILY TAX BENEFITS
<input type="checkbox"/> MONEY FROM FAMILY/FRIENDS | <input type="checkbox"/> OTHER SOURCE: _____
<input type="checkbox"/> NO INCOME
<input type="checkbox"/> DECLINE TO ANSWER |
|-------------------------------------------------------------------------------------------------------------------------------------------------------------------------------------------------------------------------------------|---------------------------------------------------------------------------------------------------------------------------------------------------------------------------------------------------------------------------------------------------------------------|----------------------------------------------------------------------------------------------------------------------------------|



ONTARIO SPECIFIC QUESTIONS (CO2+, CO3, C09 and Ontario Health Question)

15. Have you ever been in foster care and/or a group home?

- ☐ YES IF YES, HOW LONG AGO WAS THAT? LENGTH (IN YEARS) _____
- ☐ NO
- ☐ DON'T KNOW
- ☐ DECLINE TO ANSWER

16. People may identify as belonging to a particular racial group. For example, some people may identify as Black or African-Canadian, other people may identify as Asian or South Asian and other people may identify as white. What racialized identity do you identify with? **[Do not read categories. Select all that apply]**

- | | |
|---------------------------------------------------------------------------------------------------|----------------------------------------------------------|
| <input type="checkbox"/> ABORIGINAL OR INDIGENOUS | <input type="checkbox"/> BLACK OR AFRICAN CANADIAN |
| <input type="checkbox"/> ARAB | <input type="checkbox"/> FILIPINO |
| <input type="checkbox"/> ASIAN (E.G., CHINESE, KOREAN, JAPANESE, ETC.) | <input type="checkbox"/> HISPANIC OR LATIN AMERICAN |
| <input type="checkbox"/> SOUTH-EAST ASIAN (E.G., VIETNAMESE, CAMBODIAN, MALAYSIAN, LAOTIAN, ETC.) | <input type="checkbox"/> WHITE (E.G., EUROPEAN-CANADIAN) |
| <input type="checkbox"/> SOUTH ASIAN (E.G., EAST INDIAN, PAKISTANI, SRI LANKAN, ETC.) | <input type="checkbox"/> OTHER (PLEASE SPECIFY) _____ |
| <input type="checkbox"/> WEST ASIAN (E.G., IRANIAN, AFGHAN, ETC.) | <input type="checkbox"/> DON'T KNOW |
| | <input type="checkbox"/> DECLINE TO ANSWER |

17. In what language do you feel best able to express yourself?

- | | | |
|-------------------------------|------------------------------------------------------|-----------------------------------------|
| <input type="radio"/> ENGLISH | <input type="radio"/> NO PREFERENCE | <input type="radio"/> DON'T KNOW |
| <input type="radio"/> FRENCH | <input type="radio"/> NEITHER (please specify) _____ | <input type="radio"/> DECLINE TO ANSWER |

18. Do you identify as having any of the following?

Chronic/Acute Medical Condition	Physical Disability	Addiction	Mental Health Issue
<input type="checkbox"/> YES	<input type="checkbox"/> YES	<input type="checkbox"/> YES	<input type="checkbox"/> YES
<input type="checkbox"/> NO	<input type="checkbox"/> NO	<input type="checkbox"/> NO	<input type="checkbox"/> NO
<input type="checkbox"/> DON'T KNOW	<input type="checkbox"/> DON'T KNOW	<input type="checkbox"/> DON'T KNOW	<input type="checkbox"/> DON'T KNOW
<input type="checkbox"/> DECLINE TO ANSWER	<input type="checkbox"/> DECLINE TO ANSWER	<input type="checkbox"/> DECLINE TO ANSWER	<input type="checkbox"/> DECLINE TO ANSWER



VI-SPDAT FOR SINGLE ADULTS (Do not change the order or wording of these questions) (scored)

Basic Information

First Name	Nickname	Last Name
Consent to participate	Yes	No

A. History of Housing and Homelessness

1. Where do you sleep most frequently? (check one)		
<input type="radio"/> Shelters <input type="radio"/> Couch Surfing <input type="radio"/> Outdoors <input type="radio"/> Other: _____ <input type="radio"/> Refused		
2. How long has it been since you lived in permanent stable housing?	# _____ yrs/mo/day s (circle one)	Refused
3. In the last year, how many times have you been homeless? (completed with Q5 above)		Refused

B. Risks

4. In the past six months, how many times have you...		
	# Times	
a. Received health care at an emergency department/room?		Refused
b. Taken an ambulance to the hospital?		Refused
c. Been hospitalized as an inpatient?		Refused
d. Used a crisis service, including sexual assault crisis, mental health crisis, family/intimate violence, distress centers and suicide prevention hotlines?		Refused
e. Talked to police because you witnessed a crime, were the victim of a crime, or the alleged perpetrator of a crime or because the police told you that you must move along?		Refused
f. Stayed one or more nights in a holding cell, jail or prison, whether that was a short-term stay like the drunk tank, a longer stay for a more serious offence, or anything in between?		Refused



5. Have you been attacked or beaten up since you've become homeless?	Y	N	Refused
6. Have you threatened to or tried to harm yourself or anyone else in the last year?	Y	N	Refused
7. Do you have any legal stuff going on right now that may result in you being locked up, having to pay fines, or that make it more difficult to rent a place to live?	Y	N	Refused
8. Does anybody force or trick you to do things that you do not want to do?	Y	N	Refused
9. Do you ever do things that may be considered to be risky like exchange sex for money, run drugs for someone, have unprotected sex with someone you don't know, share a needle, or anything like that?	Y	N	Refused

C. Socialization & Daily Functioning

10. Is there any person, past landlord, business, bookie, dealer, or government group like the CRA that thinks you owe them money?	Y	N	Refused
11. Do you get any money from the government, a pension, an inheritance, working under the table, a regular job, or anything like that? (completed with Q14 above)	Y	N	Refused
12. Do you have planned activities, other than just surviving, that make you feel happy and fulfilled?	Y	N	Refused
13. Are you currently able to take care of basic needs like bathing, changing clothes, using a restroom, getting food and clean water and other things like that?	Y	N	Refused
14. Is your current homelessness in any way caused by a relationship that broke down, an unhealthy or abusive relationship, or because family or friends caused you to become evicted?	Y	N	Refused

D. Wellness

15. Have you ever had to leave an apartment, shelter program, or other place you were staying because of your physical health?	Y	N	Refused
16. Do you have any chronic health issues with your liver, kidneys, stomach, lungs or heart?	Y	N	Refused
17. Do you have any physical disabilities that would limit the type of housing you could access, or would make it hard to live independently because you'd need help?	Y	N	Refused
18. When you are sick or not feeling well, do you avoid getting help?	Y	N	Refused
19. FOR FEMALE RESPONDENTS ONLY: Are you currently pregnant?	Y	N	N/A or Refused



20. Has your drinking or drug use led you to being kicked out of an apartment or program where you were staying in the past?	Y	N	Refused
21. Will drinking or drug use make it difficult for you to stay housed or afford your housing?	Y	N	Refused
22. Have you ever had trouble maintaining your housing, or been kicked out of an apartment, shelter program or other place you were staying, because of:			
a. A mental health issue or concern?	Y	N	Refused
b. A past head injury?	Y	N	Refused
c. A learning disability, developmental disability, or other impairment?	Y	N	Refused
23. Do you have any mental health or brain issues that would make it hard for you to live independently because you'd need help?	Y	N	Refused
24. Are there any medications that a doctor said you should be taking that, for whatever reason, you are not taking?	Y	N	Refused
25. Are there any medications like painkillers that you don't take the way the doctor prescribed or where you sell the medication?	Y	N	Refused
26. YES OR NO: Has your current period of homelessness been caused by an experience of emotional, physical, psychological, sexual, or other type of abuse, or by any other trauma you have experienced?	Y	N	Refused



Final Questions

1. Is your current lack of stable housing... (Surveyor, ask all participants a, b. & c.)				
a. Because you had nowhere to live after you aged out of/left foster care?	Y	N	NA	Refused
b. Because you had nowhere to live after you left your First Nations Reserve or a First Nations Reserve?	Y	N	NA	Refused
c. Because you had nowhere to live after you left an institution (e.g., a hospital, correctional facility, mental health/substance use treatment facility)?	Y	N	NA	Refused
2. How many different friends' or family members' places have you temporarily stayed at in the last year because you didn't have a place of your own?	_____(#)		NA	Refused
3. What community do you currently live in? <div style="display: flex; justify-content: space-between;"> <div style="width: 45%;"> <input type="checkbox"/> Barrie <input type="checkbox"/> Orillia <input type="checkbox"/> Collingwood <input type="checkbox"/> Wasaga Beach <input type="checkbox"/> Midland <input type="checkbox"/> Penetanguishene <input type="checkbox"/> Alliston <input type="checkbox"/> Bradford </div> <div style="width: 45%;"> <input type="checkbox"/> Stayner <input type="checkbox"/> Coldwater <input type="checkbox"/> Another place in Simcoe County (specify): _____ <input type="checkbox"/> Another place outside of Simcoe County (specify community, province, country if not CA): _____ </div> </div>				
4. If appropriate housing was available what community would you want to live in? <div style="display: flex; justify-content: space-between;"> <div style="width: 45%;"> <input type="checkbox"/> Barrie <input type="checkbox"/> Orillia <input type="checkbox"/> Collingwood <input type="checkbox"/> Wasaga Beach <input type="checkbox"/> Midland <input type="checkbox"/> Penetanguishene <input type="checkbox"/> Alliston <input type="checkbox"/> Bradford </div> <div style="width: 45%;"> <input type="checkbox"/> Stayner <input type="checkbox"/> Coldwater <input type="checkbox"/> Another place in Simcoe County (specify): _____ <input type="checkbox"/> Another place outside of Simcoe County (specify community, province, country if not CA): _____ </div> </div>				
5. Is there a phone number and/or email where someone can safely get in touch with you or leave you a message? phone: _____ email: _____ (_____) _____ - _____				
6. On a regular day, where is it easiest to find you and what time of day is easiest to do so? Place: _____ Time: _____ : _____ or Morning/Afternoon/Evening/Night				

Thank you very much for participating in this survey! [Surveyor, provide honorarium]



Simcoe County **YOUTH** Survey for 2018 Combined PiT/Registry Week

(Last updated April 19, 2018)

**Including Transition Age Youth - Vulnerability Index -
Service Prioritization Decision Assistance Tool
(TAY-VI-SPDAT)**

“Next Step Tool for Homeless Youth”





SURVEY INTRODUCTION

(Surveyor to complete – after Introductory Script, Screening and Consent)

Interviewer's Name _____	Agency and/or Contact # _____	Team <input type="checkbox"/> Staff <input type="checkbox"/> Volunteer
Survey Date DD/MM/YYYY ____/____/____	Survey Time ____ : ____ AM/PM	Survey Location _____
<input type="checkbox"/> Survey Completed over the phone <input type="checkbox"/> 1-800 enumeration number, or <input type="checkbox"/> other agency number		<input type="checkbox"/> Survey translated into French

C. Where are you staying tonight? / Where did you stay last night? /Where did you stay [PiT NIGHT, Tuesday, April 24, 2018]

Surveyor – pull answer from screening (PiT C)

a. <input type="checkbox"/> DECLINE TO ANSWER b. <input type="checkbox"/> OWN APARTMENT/ HOUSE	c. <input type="checkbox"/> SOMEONE ELSE'S PLACE -> ASK C1 AND C2 d. <input type="checkbox"/> MOTEL/HOTEL -> ASK C2 e. <input type="checkbox"/> HOSPITAL, JAIL, PRISON, REMAND CENTRE > ASK C2	f. <input type="checkbox"/> EMERGENCY SHELTER, DOMESTIC VIOLENCE SHELTER g. <input type="checkbox"/> TRANSITIONAL SHELTER/HOUSING h. <input type="checkbox"/> PUBLIC SPACE (E.G., SIDEWALK, PARK, FOREST, BUS SHELTER) i. <input type="checkbox"/> VEHICLE (CAR, VAN, RV, TRUCK) j. <input type="checkbox"/> MAKESHIFT SHELTER, TENT OR SHACK k. <input type="checkbox"/> ABANDONED/VACANT BUILDING l. <input type="checkbox"/> OTHER UNSHELTERED LOCATION m. <input type="checkbox"/> RESPONDENT DOESN'T KNOW [LIKELY HOMELESS]
-------------------------------------------------------------------------------------------------------	------------------------------------------------------------------------------------------------------------------------------------------------------------------------------------------------------------------------------------	-------------------------------------------------------------------------------------------------------------------------------------------------------------------------------------------------------------------------------------------------------------------------------------------------------------------------------------------------------------------------------------------------------------------------------------------------------------------------------------------------------------------------------------------------------

C1: Can you stay there as long as you want or is this a temporary situation? (Surveyor - from screening)

C2: Do you have your own house or apartment you can safely return to? (Surveyor - from screening)

a. <input type="checkbox"/> AS LONG AS THEY WANT b. <input type="checkbox"/> TEMPORARY -> ASK C2 c. <input type="checkbox"/> DON'T KNOW -> ASK C2 d. <input type="checkbox"/> DECLINE

a. <input type="checkbox"/> YES b. <input type="checkbox"/> NO c. <input type="checkbox"/> DON'T KNOW d. <input type="checkbox"/> DECLINE

Thank you for agreeing to take part in the survey. Again, you will receive a gift card as a thank you for your participation.



BEGIN SURVEY

1. What family members are staying with you tonight? [Indicate survey numbers for adults. Check all that apply]

<input type="checkbox"/> NONE	<input type="checkbox"/> OTHER ADULT - Survey #: _____							
<input type="checkbox"/> PARTNER - Survey #: _____	<input type="checkbox"/> DECLINE TO ANSWER							
<input type="checkbox"/> CHILD(REN)/DEPENDENT(S)	1	2	3	4	5	6	7	8
[indicate gender GENDER and age for each] AGE								

For the next questions, “homelessness” means any time when you have been without a secure place to live, including sleeping in shelters, on the streets, or living temporarily with others.

2. How old are you? [OR] What year were you born? [If unsure, ask for best estimate]

<input type="radio"/> AGE _____	<input type="radio"/> OR YEAR BORN _____	<input type="radio"/> DON'T KNOW	<input type="radio"/> DECLINE TO ANSWER
---------------------------------	------------------------------------------	----------------------------------	-----------------------------------------

3. How old were you the first time you experienced homelessness?

<input type="radio"/> AGE _____	<input type="radio"/> DON'T KNOW	<input type="radio"/> DECLINE TO ANSWER
---------------------------------	----------------------------------	-----------------------------------------

4. In total, how much time have you been homeless over the PAST YEAR? [Best estimate.]

<input type="radio"/> LENGTH _____ DAYS WEEKS MONTHS	<input type="radio"/> DON'T KNOW	<input type="radio"/> DECLINE TO ANSWER
----------------------------------------------------------	----------------------------------	-----------------------------------------

5. In total, how many different times have you experienced homelessness over the PAST YEAR? [Best estimate.]

<input type="radio"/> NUMBER OF TIMES _____ [Including this time]	<input type="radio"/> DON'T KNOW	<input type="radio"/> DECLINE TO ANSWER
-------------------------------------------------------------------	----------------------------------	-----------------------------------------

6. Have you stayed in an emergency shelter in the past year? [e.g., Youth Haven, Salvation Army Bayside Mission, Rosewood]

<input type="radio"/> YES	<input type="radio"/> NO	<input type="radio"/> DON'T KNOW	<input type="radio"/> DECLINE TO ANSWER
---------------------------	--------------------------	----------------------------------	-----------------------------------------

7. How long have you been in Simcoe County?

<input type="radio"/> LENGTH _____ DAYS WEEKS MONTHS YEARS <input type="radio"/> ALWAYS BEEN HERE <input type="radio"/> DON'T KNOW <input type="radio"/> DECLINE TO ANSWER	Where did you live before you came here? <input type="radio"/> COMMUNITY _____ PROVINCE _____ OR COUNTRY _____ [ask community, province and if not in Canada, ask country] <input type="radio"/> DECLINE TO ANSWER
------------------------------------------------------------------------------------------------------------------------------------------------------------------------------------------------	---------------------------------------------------------------------------------------------------------------------------------------------------------------------------------------------------------------------------------------

8. Did you come to Canada as an immigrant, refugee or refugee claimant?

<input type="radio"/> YES, IMMIGRANT -----> <input type="radio"/> YES, REFUGEE-----> <input type="radio"/> YES, REFUGEE CLAIMANT -----> <input type="radio"/> NO <input type="radio"/> DON'T KNOW	If YES: How long have you been in Canada? <input type="radio"/> LENGTH: _____ DAYS WEEKS MONTHS YEARS OR DATE: ____/____/____ DAY / MONTH / YEAR <input type="radio"/> DON'T KNOW
---------------------------------------------------------------------------------------------------------------------------------------------------------------------------------------------------------------	-------------------------------------------------------------------------------------------------------------------------------------------------------------------------------------------------------------------



☐ DECLINE TO ANSWER

☐ DECLINE TO ANSWER

9. Do you identify as Indigenous or do you have Indigenous ancestry? This includes First Nations with or without status, Métis, or Inuit. [If yes, please follow-up to specify.]

- | | |
|---------------------------------------------------------------------------------------------------------------------------------------------|------------------------------------------------------------------------------------------------------------------------------------------------------------------------------------------------|
| <input type="radio"/> YES ----->
<input type="radio"/> NO
<input type="radio"/> DON'T KNOW
<input type="radio"/> DECLINE TO ANSWER | If YES:
<input type="radio"/> FIRST NATIONS (with or without status)
<input type="radio"/> INUIT
<input type="radio"/> MÉTIS
<input type="radio"/> HAVE INDIGENOUS ANCESTRY |
|---------------------------------------------------------------------------------------------------------------------------------------------|------------------------------------------------------------------------------------------------------------------------------------------------------------------------------------------------|

10. Have you ever had any service in the Canadian Military or RCMP? [Military includes Canadian Navy, Army, or Air Force]

- | | | | |
|-------------------------------------|--------------------------|----------------------------------|-----------------------------------------|
| <input type="radio"/> YES, MILITARY | <input type="radio"/> NO | <input type="radio"/> DON'T KNOW | <input type="radio"/> DECLINE TO ANSWER |
| <input type="radio"/> YES, RCMP | | | |

11. What gender do you identify with? [Show list.]

- | | | |
|--------------------------------------|---------------------------------------------------------|-----------------------------------------|
| <input type="radio"/> MALE / MAN | <input type="radio"/> TRANS FEMALE / TRANS WOMAN | <input type="radio"/> NOT LISTED: _____ |
| <input type="radio"/> FEMALE / WOMAN | <input type="radio"/> TRANS MALE / TRANS MAN | <input type="radio"/> DON'T KNOW |
| <input type="radio"/> TWO-SPIRIT | <input type="radio"/> GENDERQUEER/GENDER NON-CONFORMING | <input type="radio"/> DECLINE TO ANSWER |

12. How do you describe your sexual orientation, for example straight, gay, lesbian? [Show list.]

- | | | | |
|---------------------------------------------|-----------------------------------|-----------------------------------------|-----------------------------------------|
| <input type="radio"/> STRAIGHT/HETEROSEXUAL | <input type="radio"/> BISEXUAL | <input type="radio"/> QUEER | <input type="radio"/> DON'T KNOW |
| <input type="radio"/> GAY | <input type="radio"/> TWO-SPIRIT | <input type="radio"/> NOT LISTED: _____ | <input type="radio"/> DECLINE TO ANSWER |
| <input type="radio"/> LESBIAN | <input type="radio"/> QUESTIONING | | |

13. What happened that caused you to lose your housing most recently? [Do not read the options. Check all that apply. "Housing" does not include temporary arrangements (e.g., couch surfing) or shelter stays.]

- | | |
|------------------------------------------------------------------|---------------------------------------------------------------|
| <input type="checkbox"/> ILLNESS OR MEDICAL CONDITION | <input type="checkbox"/> CONFLICT WITH: PARENT / GUARDIAN |
| <input type="checkbox"/> ADDICTION OR SUBSTANCE USE | <input type="checkbox"/> CONFLICT WITH: SPOUSE / PARTNER |
| <input type="checkbox"/> JOB LOSS | <input type="checkbox"/> INCARCERATED (JAIL OR PRISON) |
| <input type="checkbox"/> UNABLE TO PAY RENT OR MORTGAGE | <input type="checkbox"/> HOSPITALIZATION OR TREATMENT PROGRAM |
| <input type="checkbox"/> UNSAFE HOUSING CONDITIONS | <input type="checkbox"/> OTHER REASON _____ |
| <input type="checkbox"/> EXPERIENCED ABUSE BY: PARENT / GUARDIAN | <input type="checkbox"/> DON'T KNOW |
| <input type="checkbox"/> EXPERIENCED ABUSE BY: SPOUSE / PARTNER | <input type="checkbox"/> DECLINE TO ANSWER |

14. What are your sources of income? [Read list and check all that apply]

- | | | |
|---------------------------------------------------------------------------------------|----------------------------------------------------------------|----------------------------------------------|
| <input type="checkbox"/> EMPLOYMENT | <input type="checkbox"/> DISABILITY BENEFIT (E.G., ODSP/CPP-D) | <input type="checkbox"/> OTHER SOURCE: _____ |
| <input type="checkbox"/> INFORMAL/SELF-EMPLOYMENT (E.G., BOTTLE RETURNS, PANHANDLING) | <input type="checkbox"/> SENIORS BENEFITS (E.G., CPP/OAS/GIS) | <input type="checkbox"/> NO INCOME |
| <input type="checkbox"/> EMPLOYMENT INSURANCE | <input type="checkbox"/> GST REFUND | <input type="checkbox"/> DECLINE TO ANSWER |
| <input type="checkbox"/> WELFARE/SOCIAL ASSISTANCE (E.G., OW) | <input type="checkbox"/> CHILD AND FAMILY TAX BENEFITS | |
| | <input type="checkbox"/> MONEY FROM FAMILY/FRIENDS | |



ONTARIO SPECIFIC QUESTIONS (CO2+, CO3, CO9 and Ontario Health Question)

15. Have you ever been in foster care and/or a group home?

- ☐ YES IF YES, HOW LONG AGO WAS THAT? LENGTH (IN YEARS)

- ☐ NO
- ☐ DON'T KNOW
- ☐ DECLINE TO ANSWER

16. People may identify as belonging to a particular racial group. For example, some people may identify as Black or African-Canadian, other people may identify as Asian or South Asian and other people may identify as white. What racialized identity do you identify with? [Do not list categories. Select all that apply]

- | | |
|---------------------------------------------------------------------------------------------------|----------------------------------------------------------|
| <input type="checkbox"/> ABORIGINAL OR INDIGENOUS | <input type="checkbox"/> BLACK OR AFRICAN CANADIAN |
| <input type="checkbox"/> ARAB | <input type="checkbox"/> FILIPINO |
| <input type="checkbox"/> ASIAN (E.G., CHINESE, KOREAN, JAPANESE, ETC.) | <input type="checkbox"/> HISPANIC OR LATIN AMERICAN |
| <input type="checkbox"/> SOUTH-EAST ASIAN (E.G., VIETNAMESE, CAMBODIAN, MALAYSIAN, LAOTIAN, ETC.) | <input type="checkbox"/> WHITE (E.G., EUROPEAN-CANADIAN) |
| <input type="checkbox"/> SOUTH ASIAN (E.G., EAST INDIAN, PAKISTANI, SRI LANKAN, ETC.) | <input type="checkbox"/> OTHER (PLEASE SPECIFY) _____ |
| <input type="checkbox"/> WEST ASIAN (E.G., IRANIAN, AFGHAN, ETC.) | <input type="checkbox"/> DON'T KNOW |
| | <input type="checkbox"/> DECLINE TO ANSWER |

17. In what language do you feel best able to express yourself?

- | | | |
|-------------------------------|------------------------------------------------------|-----------------------------------------|
| <input type="radio"/> ENGLISH | <input type="radio"/> NO PREFERENCE | <input type="radio"/> DON'T KNOW |
| <input type="radio"/> FRENCH | <input type="radio"/> NEITHER (please specify) _____ | <input type="radio"/> DECLINE TO ANSWER |

18. Do you identify as having any of the following?

Chronic/Acute Medical Condition	Physical Disability	Addiction	Mental Health Issue
<input type="checkbox"/> YES	<input type="checkbox"/> YES	<input type="checkbox"/> YES	<input type="checkbox"/> YES
<input type="checkbox"/> NO	<input type="checkbox"/> NO	<input type="checkbox"/> NO	<input type="checkbox"/> NO
<input type="checkbox"/> DON'T KNOW	<input type="checkbox"/> DON'T KNOW	<input type="checkbox"/> DON'T KNOW	<input type="checkbox"/> DON'T KNOW
<input type="checkbox"/> DECLINE TO ANSWER	<input type="checkbox"/> DECLINE TO ANSWER	<input type="checkbox"/> DECLINE TO ANSWER	<input type="checkbox"/> DECLINE TO ANSWER



TAY-VI-SPDAT FOR YOUTH (Do not change the order or wording of these questions) (scored)

Basic Information

First Name	Nickname	Last Name	
Consent to participate		Yes	No

A. History of Housing and Homelessness

27. Where do you sleep most frequently? (check one)	<input type="checkbox"/> Shelters <input type="checkbox"/> Couch Surfing <input type="checkbox"/> Outdoors <input type="checkbox"/> Other (specify): _____ <input type="checkbox"/> Refused	
28. How long has it been since you lived in permanent stable housing? (Surveyor: note whether days, weeks, months, years)		Refused
29. In the last year, how many times have you been homeless? (get from #5 above)		Refused

B. Risks

30. In the past six months, how many times have you...			
	# Times		
a. Received health care at an emergency department/room?	_____	Refused	
b. Taken an ambulance to the hospital?	_____	Refused	
c. Been hospitalized as an inpatient?	_____	Refused	
d. Used a crisis service, including sexual assault crisis, mental health crisis, family/intimate violence, distress centers and suicide prevention hotlines?	_____	Refused	
e. Talked to police because you witnessed a crime, were the victim of a crime, or the alleged perpetrator of a crime or because the police told you that you must move along?	_____	Refused	
f. Stayed one or more nights in a holding cell, jail or prison or juvenile detention, whether that was a short-term stay like the drunk tank, a longer stay for a more serious offence, or anything in between?	_____	Refused	
31. Have you been attacked or beaten up since you've become homeless?	Y	N	Refused



32. Have you threatened to or tried to harm yourself or anyone else in the last year?	Y	N	Refused
33. Do you have any legal stuff going on right now that may result in you being locked up, having to pay fines, or that make it more difficult to rent a place to live?	Y	N	Refused
34. Were you ever incarcerated when younger than age 18?	Y	N	Refused
35. Does anybody force or trick you to do things that you do not want to do?	Y	N	Refused
36. Do you ever do things that may be considered to be risky like exchange sex for money, run drugs for someone, have unprotected sex with someone you don't know, share a needle, or anything like that?	Y	N	Refused

C. Socialization & Daily Functioning

37. Is there any person, past landlord, business, bookie, dealer, or government group like the CRA that thinks you owe them money?	Y	N	Refused
38. Do you get any money from the government, an inheritance, an allowance, working under the table, a regular job, or anything like that? (get from #14 above)	Y	N	
39. Do you have planned activities, other than just surviving, that make you feel happy and fulfilled?	Y	N	Refused
40. Are you currently able to take care of basic needs like bathing, changing clothes, using a restroom, getting food and clean water and other things like that?	Y	N	Refused
41. Is your current lack of stable housing...			
a. Because you ran away from your family home, a group home or a foster home?	Y	N	Refused
b. Because of a difference in religious or cultural beliefs from your parents, guardians or caregivers?	Y	N	Refused
c. Because your family or friends caused you to become homeless?	Y	N	Refused
d. Because of conflicts over gender identity or sexual orientation?	Y	N	Refused
e. Because of violence at home between family members?	Y	N	Refused
f. Because of an unhealthy or abusive relationship, at home or elsewhere?	Y	N	Refused

D. Wellness

42. Have you ever had to leave an apartment, shelter program, or other place you were staying because of your physical health?	Y	N	Refused
43. Do you have any chronic health issues with your liver, kidneys, stomach, lungs or heart?	Y	N	Refused



44. Do you have any physical disabilities that would limit the type of housing you could access, or would make it hard to live independently because you'd need help?	Y	N	Refused
45. When you are sick or not feeling well, do you avoid getting help?	Y	N	Refused
46. Are you currently pregnant, have you ever been pregnant or have you ever gotten someone pregnant?	Y	N	N/A or Refused
47. Has your drinking or drug use led you to being kicked out of an apartment or program where you were staying in the past?	Y	N	Refused
48. Will drinking or drug use make it difficult for you to stay housed or afford your housing?	Y	N	Refused
49. If you've ever used marijuana, did you ever try it at age 12 or younger?	Y	N	Refused
50. Have you ever had trouble maintaining your housing, or been kicked out of an apartment, shelter program or other place you were staying, because of:			
a. A mental health issue or concern?	Y	N	Refused
b. A past head injury?	Y	N	Refused
c. A learning disability, developmental disability, or other impairment?	Y	N	Refused
51. Do you have any mental health or brain issues that would make it hard for you to live independently because you'd need help?	Y	N	Refused
52. Are there any medications that a doctor said you should be taking that, for whatever reason, you are not taking?	Y	N	Refused
53. Are there any medications like painkillers that you don't take the way the doctor prescribed or where you sell the medication?	Y	N	Refused



Final Questions

1. Is your current lack of stable housing... (Surveyor, ask all participants a, b. & c.)				
a. Because you had nowhere to live after you aged out of/left foster care?	Y	N	NA	Refused
b. Because you had nowhere to live after you left your First Nations Reserve or a First Nations Reserve?	Y	N	NA	Refused
c. Because you had nowhere to live after you left an institution (e.g., a hospital, correctional facility, mental health/substance use treatment facility)?	Y	N	NA	Refused
2. How many different friends' or family members' places have you temporarily stayed at in the last year because you didn't have a place of your own?	_____(#)		NA	Refused
3. What community do you currently live in?				
<div style="display: flex; flex-wrap: wrap;"> <div style="width: 50%;"> <input type="checkbox"/> Barrie <input type="checkbox"/> Orillia <input type="checkbox"/> Collingwood <input type="checkbox"/> Wasaga Beach <input type="checkbox"/> Midland <input type="checkbox"/> Penetanguishene <input type="checkbox"/> Alliston <input type="checkbox"/> Bradford </div> <div style="width: 50%;"> <input type="checkbox"/> Stayner <input type="checkbox"/> Coldwater <input type="checkbox"/> Another place in Simcoe County (specify): _____ <input type="checkbox"/> Another place outside of Simcoe County (specify community, province, country if not CA): _____ </div> </div>				
4. If appropriate housing was available what community would you want to live in?				
<div style="display: flex; flex-wrap: wrap;"> <div style="width: 50%;"> <input type="checkbox"/> Barrie <input type="checkbox"/> Orillia <input type="checkbox"/> Collingwood <input type="checkbox"/> Wasaga Beach <input type="checkbox"/> Midland <input type="checkbox"/> Penetanguishene <input type="checkbox"/> Alliston <input type="checkbox"/> Bradford </div> <div style="width: 50%;"> <input type="checkbox"/> Stayner <input type="checkbox"/> Coldwater <input type="checkbox"/> Another place in Simcoe County (specify): _____ <input type="checkbox"/> Another place outside of Simcoe County (specify community, province, country if not CA): _____ </div> </div>				
5. Is there a phone number and/or email where someone can safely get in touch with you or leave you a message?				
phone: _____ email: _____ (_____) _____ - _____				
6. On a regular day, where is it easiest to find you and what time of day is easiest to do so?				
Place: _____ Time: _____ : _____ or Morning/Afternoon/Evening/Night				

Thank you very much for participating in this survey! [Surveyor, provide honorarium]



Simcoe County **FAMILY** Survey for 2018 Combined PiT/Registry Week

(Last updated April 19, 2018)

Including Vulnerability Index -
Service Prioritization Decision Assistance Tool
(Family VI-SPDAT)

Prescreen Triage Tool for Families





SURVEY INTRODUCTION

(Surveyor to complete after Introductory Script, Screening and Consent)

Interviewer's Name	Agency and/or Contact #	Team <input type="checkbox"/> Staff <input type="checkbox"/> Volunteer
Survey Date DD/MM/YYYY ____/____/____	Survey Time ____ : ____ AM/PM	Survey Location
<input type="checkbox"/> Survey Completed over the phone <input type="checkbox"/> 1-800 enumeration number, or <input type="checkbox"/> other agency number		<input type="checkbox"/> Survey translated into French

1. Where are you staying tonight? / Where did you stay last night? /Where did you stay [PiT NIGHT, Tuesday April 24, 2018]

(Surveyor – pull answer from screening) (PiT C)

a. <input type="checkbox"/> DECLINE TO ANSWER b. <input type="checkbox"/> OWN APARTMENT/ HOUSE	c. <input type="checkbox"/> SOMEONE ELSE'S PLACE ->ASK C1 AND C2 d. <input type="checkbox"/> MOTEL/HOTEL ->ASK C2 e. <input type="checkbox"/> HOSPITAL, JAIL, PRISON, REMAND CENTRE ->ASK C2	f. <input type="checkbox"/> EMERGENCY SHELTER, DOMESTIC VIOLENCE SHELTER g. <input type="checkbox"/> TRANSITIONAL SHELTER/HOUSING h. <input type="checkbox"/> PUBLIC SPACE (E.G., SIDEWALK, PARK, FOREST, BUS SHELTER) i. <input type="checkbox"/> VEHICLE (CAR, VAN, RV, TRUCK) j. <input type="checkbox"/> MAKESHIFT SHELTER, TENT OR SHACK k. <input type="checkbox"/> ABANDONED/VACANT BUILDING l. <input type="checkbox"/> OTHER UNSHELTERED LOCATION m. <input type="checkbox"/> RESPONDENT DOESN'T KNOW [LIKELY HOMELESS]
-------------------------------------------------------------------------------------------------------	---------------------------------------------------------------------------------------------------------------------------------------------------------------------------------------------------------------------	-------------------------------------------------------------------------------------------------------------------------------------------------------------------------------------------------------------------------------------------------------------------------------------------------------------------------------------------------------------------------------------------------------------------------------------------------------------------------------------------------------------------------------------------------------

C1: Can you stay there as long as you want or is this a temporary situation? (Surveyor - from screening)

C2: Do you have your own house or apartment you can safely return to? (Surveyor - from screening)

a. <input type="checkbox"/> AS LONG AS THEY WANT b. <input type="checkbox"/> TEMPORARY ->ASK C2 c. <input type="checkbox"/> DON'T KNOW ->ASK C2 d. <input type="checkbox"/> DECLINE

a. <input type="checkbox"/> YES b. <input type="checkbox"/> NO c. <input type="checkbox"/> DON'T KNOW d. <input type="checkbox"/> DECLINE

Thank you for agreeing to take part in the survey. Again, you will receive a gift card as a thank you for your participation.



BEGIN SURVEY

1. What family members are staying with you tonight? **[Indicate survey numbers for adults. Check all that apply]**

<input type="checkbox"/> NONE		<input type="checkbox"/> OTHER ADULT - Survey #: _____							
<input type="checkbox"/> PARTNER - Survey #: _____		<input type="checkbox"/> DECLINE TO ANSWER							
[indicate gender and age for each]	<input type="checkbox"/> CHILD(REN)/DEPENDENT(S)	1	2	3	4	5	6	7	8
	GENDER								
	AGE								

For the next questions, “homelessness” means any time when you have been without a secure place to live, including sleeping in shelters, on the streets, or living temporarily with others.

2. How old are you? [OR] What year were you born? **[If unsure, ask for best estimate]**

☐ AGE _____ **OR** YEAR BORN _____ ☐ DON'T KNOW ☐ DECLINE TO ANSWER

3. How old were you the first time you experienced homelessness?

☐ AGE _____ ☐ DON'T KNOW ☐ DECLINE TO ANSWER

4. In total, how much time have you been homeless over the PAST YEAR? **[Best estimate.]**

☐ LENGTH _____ DAYS | WEEKS | MONTHS ☐ DON'T KNOW ☐ DECLINE TO ANSWER

5. In total, how many different times have you experienced homelessness over the PAST YEAR? **[Best estimate.]**

☐ NUMBER OF TIMES _____ [Including this time] ☐ DON'T KNOW ☐ DECLINE TO ANSWER

6. Have you stayed in an emergency shelter in the past year? [e.g., Youth Haven, Salvation Army Bayside Mission, Rosewood]

☐ YES ☐ NO ☐ DON'T KNOW ☐ DECLINE TO ANSWER

7. How long have you been in Simcoe County?

<input type="radio"/> LENGTH _____ DAYS WEEKS MONTHS YEARS <input type="radio"/> ALWAYS BEEN HERE <input type="radio"/> DON'T KNOW <input type="radio"/> DECLINE TO ANSWER	<input type="radio"/> Where did you live before you came here? <input type="radio"/> COMMUNITY _____ PROVINCE _____ <input type="radio"/> OR COUNTRY _____ [ask community, province and if not in Canada, ask country] <input type="radio"/> DECLINE TO ANSWER
-------------------------------------------------------------------------------------------------------------------------------------------------------------------------------------------	-------------------------------------------------------------------------------------------------------------------------------------------------------------------------------------------------------------------------------------------------------------------------

8. Did you come to Canada as an immigrant, refugee or refugee claimant?

<input type="radio"/> YES, IMMIGRANT -----> <input type="radio"/> YES, REFUGEE-----> <input type="radio"/> YES, REFUGEE CLAIMANT -----> <input type="radio"/> NO <input type="radio"/> DON'T KNOW <input type="radio"/> DECLINE TO ANSWER	<input type="radio"/> If YES: <input type="radio"/> How long have you been in Canada? <input type="radio"/> LENGTH: _____ DAYS WEEKS MONTHS YEARS <input type="radio"/> OR DATE: _____ / _____ / _____ DAY / MONTH / YEAR <input type="radio"/> DON'T KNOW <input type="radio"/> DECLINE TO ANSWER
----------------------------------------------------------------------------------------------------------------------------------------------------------------------------------------------------------------------------------------------------------	----------------------------------------------------------------------------------------------------------------------------------------------------------------------------------------------------------------------------------------------------------------------------------------------------------------------



9. Do you identify as Indigenous or do you have Indigenous ancestry? This includes First Nations with or without status, Métis, or Inuit. [If yes, please follow-up to specify.]

- | | | | | | |
|---------------------------------------------------------------------------------------------------------------------------------------------|----------------------------------------------------------------------------------------------------------------------------------------------------------------------------------------------------------------------------------------------------------------------------------------------------|--------------------------------------------------------------|-----------------------------|-----------------------------|------------------------------------------------|
| <input type="radio"/> YES ----->
<input type="radio"/> NO
<input type="radio"/> DON'T KNOW
<input type="radio"/> DECLINE TO ANSWER | <input type="radio"/> If YES: <table> <tr> <td><input type="radio"/> FIRST NATIONS (with or without status)</td> </tr> <tr> <td><input type="radio"/> INUIT</td> </tr> <tr> <td><input type="radio"/> MÉTIS</td> </tr> <tr> <td><input type="radio"/> HAVE INDIGENOUS ANCESTRY</td> </tr> </table> | <input type="radio"/> FIRST NATIONS (with or without status) | <input type="radio"/> INUIT | <input type="radio"/> MÉTIS | <input type="radio"/> HAVE INDIGENOUS ANCESTRY |
| <input type="radio"/> FIRST NATIONS (with or without status) | | | | | |
| <input type="radio"/> INUIT | | | | | |
| <input type="radio"/> MÉTIS | | | | | |
| <input type="radio"/> HAVE INDIGENOUS ANCESTRY | | | | | |

10. Have you ever had any service in the Canadian Military or RCMP? [Military includes Canadian Navy, Army, or Air Force]

- | | | | |
|-------------------------------------|--------------------------|----------------------------------|-----------------------------------------|
| <input type="radio"/> YES, MILITARY | <input type="radio"/> NO | <input type="radio"/> DON'T KNOW | <input type="radio"/> DECLINE TO ANSWER |
| <input type="radio"/> YES, RCMP | | | |

11. What gender do you identify with? [Show list.]

- | | | |
|--------------------------------------|---------------------------------------------------------|-----------------------------------------|
| <input type="radio"/> MALE / MAN | <input type="radio"/> TRANS FEMALE / TRANS WOMAN | <input type="radio"/> NOT LISTED: _____ |
| <input type="radio"/> FEMALE / WOMAN | <input type="radio"/> TRANS MALE / TRANS MAN | |
| <input type="radio"/> TWO-SPIRIT | <input type="radio"/> GENDERQUEER/GENDER NON-CONFORMING | <input type="radio"/> DON'T KNOW |
| | | <input type="radio"/> DECLINE TO ANSWER |

12. How do you describe your sexual orientation, for example straight, gay, lesbian? [Show list.]

- | | | | |
|---------------------------------------------|-----------------------------------|-----------------------------------------|-----------------------------------------|
| <input type="radio"/> STRAIGHT/HETEROSEXUAL | <input type="radio"/> BISEXUAL | <input type="radio"/> QUEER | <input type="radio"/> DON'T KNOW |
| <input type="radio"/> GAY | <input type="radio"/> TWO-SPIRIT | <input type="radio"/> NOT LISTED: _____ | <input type="radio"/> DECLINE TO ANSWER |
| <input type="radio"/> LESBIAN | <input type="radio"/> QUESTIONING | | |

13. What happened that caused you to lose your housing most recently? [Do not read the options. Check all that apply. "Housing" does not include temporary arrangements (e.g., couch surfing) or shelter stays.]

- | | |
|------------------------------------------------------------------|---------------------------------------------------------------|
| <input type="checkbox"/> ILLNESS OR MEDICAL CONDITION | <input type="checkbox"/> CONFLICT WITH: PARENT / GUARDIAN |
| <input type="checkbox"/> ADDICTION OR SUBSTANCE USE | <input type="checkbox"/> CONFLICT WITH: SPOUSE / PARTNER |
| <input type="checkbox"/> JOB LOSS | <input type="checkbox"/> INCARCERATED (JAIL OR PRISON) |
| <input type="checkbox"/> UNABLE TO PAY RENT OR MORTGAGE | <input type="checkbox"/> HOSPITALIZATION OR TREATMENT PROGRAM |
| <input type="checkbox"/> UNSAFE HOUSING CONDITIONS | <input type="checkbox"/> OTHER REASON _____ |
| <input type="checkbox"/> EXPERIENCED ABUSE BY: PARENT / GUARDIAN | <input type="checkbox"/> DON'T KNOW |
| <input type="checkbox"/> EXPERIENCED ABUSE BY: SPOUSE / PARTNER | <input type="checkbox"/> DECLINE TO ANSWER |

14. What are your sources of income? [Read list and check all that apply]

- | | | |
|---------------------------------------------------------------------------------------|---------------------------------------------------------------|----------------------------------------------|
| <input type="checkbox"/> EMPLOYMENT | <input type="checkbox"/> DISABILITY BENEFIT | <input type="checkbox"/> OTHER SOURCE: _____ |
| <input type="checkbox"/> INFORMAL/SELF-EMPLOYMENT (E.G., BOTTLE RETURNS, PANHANDLING) | <input type="checkbox"/> SENIORS BENEFITS (E.G., CPP/OAS/GIS) | <input type="checkbox"/> NO INCOME |
| <input type="checkbox"/> EMPLOYMENT INSURANCE | <input type="checkbox"/> GST REFUND | <input type="checkbox"/> DECLINE TO ANSWER |
| <input type="checkbox"/> WELFARE/SOCIAL ASSISTANCE | <input type="checkbox"/> CHILD AND FAMILY TAX BENEFITS | |
| | <input type="checkbox"/> MONEY FROM FAMILY/FRIENDS | |



ONTARIO SPECIFIC QUESTIONS (CO2+, CO3, CO9 and Ontario Health Question)

15. Have you ever been in foster care and/or a group home?

- ☐ YES IF YES, HOW LONG AGO WAS THAT? LENGTH (IN YEARS) _____
☐ NO
☐ DON'T KNOW
☐ DECLINE TO ANSWER

16. People may identify as belonging to a particular racial group. For example, some people may identify as Black or African-Canadian, other people may identify as Asian or South Asian and other people may identify as white. What racialized identity do you identify with? [Do not list categories. Select all that apply]

- | | |
|---------------------------------------------------------------------------------------------------|----------------------------------------------------------|
| <input type="checkbox"/> ABORIGINAL OR INDIGENOUS | <input type="checkbox"/> BLACK OR AFRICAN CANADIAN |
| <input type="checkbox"/> ARAB | <input type="checkbox"/> FILIPINO |
| <input type="checkbox"/> ASIAN (E.G., CHINESE, KOREAN, JAPANESE, ETC.) | <input type="checkbox"/> HISPANIC OR LATIN AMERICAN |
| <input type="checkbox"/> SOUTH-EAST ASIAN (E.G., VIETNAMESE, CAMBODIAN, MALAYSIAN, LAOTIAN, ETC.) | <input type="checkbox"/> WHITE (E.G., EUROPEAN-CANADIAN) |
| <input type="checkbox"/> SOUTH ASIAN (E.G., EAST INDIAN, PAKISTANI, SRI LANKAN, ETC.) | <input type="checkbox"/> OTHER (PLEASE SPECIFY) _____ |
| <input type="checkbox"/> WEST ASIAN (E.G., IRANIAN, AFGHAN, ETC.) | <input type="checkbox"/> DON'T KNOW |
| | <input type="checkbox"/> DECLINE TO ANSWER |

17. In what language do you feel best able to express yourself?

- | | | |
|-------------------------------|------------------------------------------------------|-----------------------------------------|
| <input type="radio"/> ENGLISH | <input type="radio"/> NO PREFERENCE | <input type="radio"/> DON'T KNOW |
| <input type="radio"/> FRENCH | <input type="radio"/> NEITHER (please specify) _____ | <input type="radio"/> DECLINE TO ANSWER |

18. Do you identify as having any of the following?

Chronic/Acute Medical Condition	Physical Disability	Addiction	Mental Health Issue
<input type="checkbox"/> YES <input type="checkbox"/> NO <input type="checkbox"/> DON'T KNOW <input type="checkbox"/> DECLINE TO ANSWER	<input type="checkbox"/> YES <input type="checkbox"/> NO <input type="checkbox"/> DON'T KNOW <input type="checkbox"/> DECLINE TO ANSWER	<input type="checkbox"/> YES <input type="checkbox"/> NO <input type="checkbox"/> DON'T KNOW <input type="checkbox"/> DECLINE TO ANSWER	<input type="checkbox"/> YES <input type="checkbox"/> NO <input type="checkbox"/> DON'T KNOW <input type="checkbox"/> DECLINE TO ANSWER



F-VI-SPDAT FOR FAMILIES (Do not change the order or wording of these questions) (scored)

Basic Information

PARENT 1	First Name	Nickname	Last Name	
	Consent to Participate		Yes	No
PARENT 2	<input type="checkbox"/> No second parent currently part of the household			
	First Name	Nickname	Last Name	
	Consent to Participate		Yes	No
	AGE:	DOB:	Refused	

Children

1. How many children under the age of 18 are currently with you?		Refused
2. How many children under the age of 18 are not currently with your family, but you have reason to believe they will be joining you when you get housed?		Refused
3. IF HOUSEHOLD INCLUDES A FEMALE: Is any member of the family currently pregnant?	Y	N
4. Please provide a list of children's names and ages:	Refused	
First Name	Last Name	Age
Date of Birth (get from PiT Q1)		

A. History of Housing and Homelessness

5. Where do you and your family sleep most frequently? (check one)	<input type="checkbox"/> Shelters <input type="checkbox"/> Couch Surfing <input type="checkbox"/> Outdoors <input type="checkbox"/> Other (specify): _____
--------------------------------------------------------------------	---------------------------------------------------------------------------------------------------------------------------------------------------------------------



	__ Refused	
6. How long has it been since you and your family lived in permanent stable housing (surveyor note unit)?	_____(#)days weeks months years	Refused
7. In the last year, how many times have you and your family been homeless? (Get from PiT Q5)		Refused

B. Risks

8. In the past six months, <u>how many times</u> have you or anyone in your family...	# Times		
a. Received health care at an emergency department/room?	_____		Refused
b. Taken an ambulance to the hospital?	_____		Refused
c. Been hospitalized as an inpatient?	_____		Refused
d. Used a crisis service, including sexual assault crisis, mental health crisis, family/intimate violence, distress centers and suicide prevention hotlines?	_____		Refused
e. Talked to police because they witnessed a crime, were the victim of a crime, or the alleged perpetrator of a crime or because the police told them that they must move along?	_____		Refused
f. Stayed one or more nights in a holding cell, jail or prison, whether that was a short-term stay like the drunk tank, a longer stay for a more serious offence, or anything in between?	_____		Refused
9. Have you or anyone in your family been attacked or beaten up since they've become homeless?	Y	N	Refused
10. Have you or anyone in your family threatened to or tried to harm themselves or anyone else in the last year?	Y	N	Refused
11. Do you or anyone in your family have any legal stuff going on right now that may result in them being locked up, having to pay fines, or that make it more difficult to rent a place to live?	Y	N	Refused
12. Does anybody force or trick you or anyone in your family to do things that you do not want to do?	Y	N	Refused
13. Do you or anyone in your family ever do things that may be considered to be risky like exchange sex for money, run drugs for someone, have unprotected sex with someone they don't know, share a needle, or anything like that?	Y	N	Refused



C. Socialization & Daily Functioning

14. Is there any person, past landlord, business, bookie, dealer, or government group like the CRA that thinks you or anyone in your family owe them money?	Y	N	Refused
15. Do you or anyone in your family get any money from the government, a pension, an inheritance, working under the table, a regular job, or anything like that? (Get from PiT Q14)	Y	N	
16. Does everyone in your family have planned activities, other than just surviving, that make them feel happy and fulfilled?	Y	N	Refused
17. Is everyone in your family currently able to take care of basic needs like bathing, changing clothes, using a restroom, getting food and clean water and other things like that?	Y	N	Refused
18. Is your family's current homelessness in any way caused by a relationship that broke down, an unhealthy or abusive relationship, or because other family or friends caused your family to become evicted?	Y	N	Refused

D. Wellness

19. Has your family ever had to leave an apartment, shelter program, or other place you were staying because of the physical health of you or anyone in your family?	Y	N	Refused
20. Do you or anyone in your family have any chronic health issues with your liver, kidneys, stomach, lungs or heart?	Y	N	Refused
21. Does anyone in your family have any physical disabilities that would limit the type of housing you could access, or would make it hard to live independently because you'd need help?	Y	N	Refused
22. When someone in your family is sick or not feeling well, does your family avoid getting medical help?	Y	N	Refused
Surveyor: If response to any of: #19, #20, #21, #22 is yes; score 1			
23. Has drinking or drug use by you or anyone in your family led your family to being kicked out of an apartment or program where you were staying in the past?	Y	N	Refused
24. Will drinking or drug use make it difficult for your family to stay housed or afford your housing?	Y	N	Refused
Surveyor: If response to #21, and or #22 is yes; score 1			
25. Has your family ever had trouble maintaining your housing, or been kicked out of an apartment, shelter program or other place you were staying, because of:			
a. A mental health issue or concern?	Y	N	Refused
b. A past head injury?	Y	N	Refused
c. A learning disability, developmental disability, or other impairment?	Y	N	Refused



26. Do you or anyone in your family have any mental health or brain issues that would make it hard for your family to live independently because help would be needed?	Y	N	Refused
Surveyor: If response to #25 a, b, or c or #26 is yes; score 1			
27. IF THE FAMILY SCORED 1 EACH FOR PHYSICAL HEALTH, SUBSTANCE USE, AND MENTAL HEALTH ASK: Does any single member of your household have a medical condition, mental health concerns, and experience with problematic substance use?	Y	N	N/A or Refused
28. Are there any medications that a doctor said you or anyone in your family should be taking that, for whatever reason, they are not taking?	Y	N	Refused
29. Are there any medications like painkillers that you or anyone in your family don't take the way the doctor prescribed or where they sell the medication?	Y	N	Refused
30. YES OR NO: Has your family's current period of homelessness been caused by an experience of emotional, physical, psychological, sexual, or other type of abuse, or by any other trauma you or anyone in your family have experienced?	Y	N	Refused

E. Family Unit

31. Are there any children that have been removed from the family by a child protection service within the last 180 days?	Y	N	Refused
32. Do you have any family legal issues that are being resolved in court or need to be resolved in court that would impact your housing or who may live within your housing?	Y	N	Refused
33. In the last 180 days have any children lived with family or friends because of your homelessness or housing situation?	Y	N	Refused
34. Has any child in the family experienced abuse or trauma in the last 180 days?	Y	N	Refused
35. IF THERE ARE SCHOOL-AGED CHILDREN: Do your children attend school more often than not each week?	Y	N	N/A or Refused
36. Have the members of your family changed in the last 180 days, due to things like divorce, your kids coming back to live with you, someone leaving for military service or incarceration, a relative moving in, or anything like that?	Y	N	Refused
37. Do you anticipate any other adults or children coming to live with you within the first 180 days of being housed?	Y	N	Refused
38. Do you have two or more planned activities each week as a family such as outings to the park, going to the library, visiting other family, watching a family movie, or anything like that?	Y	N	Refused
39. After school, or on weekends or days when there isn't school, is the total time children spend each day where there is no interaction with you or another responsible adult...			
a. 3 or more hours per day for children aged 13 or older?	Y	N	Refused
b. 2 or more hours per day for children aged 12 or younger?	Y	N	Refused



40. IF THERE ARE CHILDREN BOTH 12 AND UNDER & 13 AND OVER: Do your older kids spend 2 or more hours on a typical day helping their younger sibling(s) with things like getting ready for school, helping with homework, making them dinner, bathing them, or anything like that?	Y	N	N/A or Refused
---------------------------------------------------------------------------------------------------------------------------------------------------------------------------------------------------------------------------------------------------------------------------------------------	---	---	----------------



Final Questions

1. Is your current lack of stable housing... (Surveyor, ask all participants a, b. & c.)				
a. Because you had nowhere to live after you aged out of/left foster care?	Y	N	NA	Refused
b. Because you had nowhere to live after you left your First Nations Reserve or a First Nations Reserve?	Y	N	NA	Refused
c. Because you had nowhere to live after you left an institution (e.g., a hospital, correctional facility, mental health/substance use treatment facility)?	Y	N	NA	Refused
2. How many different friends' or family members' places have you temporarily stayed at in the last year because you didn't have a place of your own?	____ (#)		NA	Refused
3. What community do you currently live in?				
<div style="display: flex; justify-content: space-between;"> <div style="width: 48%;"> <input type="checkbox"/> Barrie <input type="checkbox"/> Orillia <input type="checkbox"/> Collingwood <input type="checkbox"/> Wasaga Beach <input type="checkbox"/> Midland <input type="checkbox"/> Penetanguishene <input type="checkbox"/> Alliston <input type="checkbox"/> Bradford </div> <div style="width: 48%;"> <input type="checkbox"/> Stayner <input type="checkbox"/> Coldwater <input type="checkbox"/> Another place in Simcoe County (specify): <div style="border-bottom: 1px solid black; height: 15px; margin-top: 5px;"></div> <input type="checkbox"/> Another place outside of Simcoe County (specify community, province, country if not CA): <div style="border-bottom: 1px solid black; height: 15px; margin-top: 5px;"></div> </div> </div>				
4. If appropriate housing was available what community would you want to live in?				
<div style="display: flex; justify-content: space-between;"> <div style="width: 48%;"> <input type="checkbox"/> Barrie <input type="checkbox"/> Orillia <input type="checkbox"/> Collingwood <input type="checkbox"/> Wasaga Beach <input type="checkbox"/> Midland <input type="checkbox"/> Penetanguishene <input type="checkbox"/> Alliston <input type="checkbox"/> Bradford </div> <div style="width: 48%;"> <input type="checkbox"/> Stayner <input type="checkbox"/> Coldwater <input type="checkbox"/> Another place in Simcoe County (specify): <div style="border-bottom: 1px solid black; height: 15px; margin-top: 5px;"></div> <input type="checkbox"/> Another place outside of Simcoe County (specify community, province, country if not CA): <div style="border-bottom: 1px solid black; height: 15px; margin-top: 5px;"></div> </div> </div>				
5. Is there a phone number and/or email where someone can safely get in touch with you or leave you a message?				
phone: _____ email: _____ (____) _____ - _____				
6. On a regular day, where is it easiest to find you and what time of day is easiest to do so?				
Place: _____ Time: _____ : _____ or Morning/Afternoon/Evening/Night				

Thank you very much for participating in this survey! [Surveyor, provide honorarium]



Appendix 9: Special Population Data Tables

Table of Contents

Enumeration Area.....	124
Gender Identity.....	129
Youth.....	132
Participants with Dependents	135
Indigenous Identity	138
Chronic Homelessness.....	141
Acuity Score	144
History of Foster Care	147
Lack of Stable Housing Due to Having Nowhere to Live After Having Left an Institution.....	150
Where Participants Stayed Point-in-Time Count Night.....	153
Newly Homeless.....	158
Precariously Housed Individuals.....	161

Data Interpretation Considerations

The twelve special populations of interest were determined based on data availability and discussion with special population enumeration advisors and targets identified by the federal and provincial governments. In most cases the results mentioned within the text portion represent statistically significant differences.

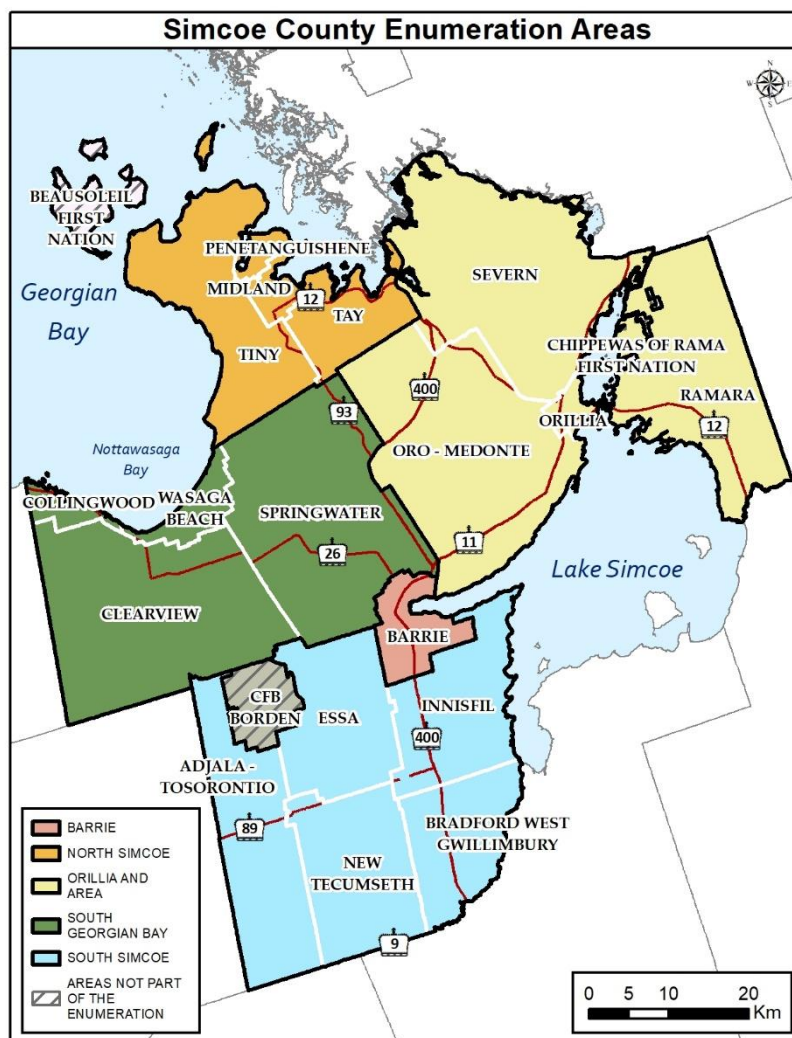


Enumeration Area

The five enumeration regions of Simcoe County were:

- Barrie
Number surveyed: 260 (54%)
- North Simcoe
Number surveyed: 113 (24%)
- Orillia and Area
Number surveyed: 63 (13%)
- South Georgian Bay
Number surveyed: 26 (5%)
- South Simcoe
Number surveyed: 18 (4%)

See [Appendix 3: Map of Simcoe County Enumeration Areas \(page 77\)](#) for a larger version of this map.



Due to the small sample size of participants who were surveyed in South Georgian Bay and South Simcoe statistical analysis was not conducted and the findings should be interpreted with caution

Where Participants Stayed the Night of the Point-in-Time (PiT) Count

Consistent with the distribution of emergency shelter equivalent beds across the county, the majority of survey participants who reported they stayed in emergency shelter on the night of the PiT Count (62%) were surveyed in Barrie. In contrast, only 19% of survey participants in South Georgian Bay (where there is only one shelter-for victims of domestic violence) reported they stayed in a shelter of the night of the PiT Count.

- While the largest number of people surveyed reporting they stayed in an unsheltered location (staying in places not meant for human habitation such as parks, parking lots, vehicles) were in Barrie (27 people), the largest percentage participants (19%) were in South Simcoe.
- The largest percentages of people who were hidden homeless (couch surfing) were in South Georgian Bay (58%) and North Simcoe (57%).



South Georgian Bay saw an even split between female and male survey participants whereas North Simcoe saw the largest difference, with 67% male and 33% female survey participants.

The age distribution of survey participants between areas were fairly similar, although South Georgian Bay showed more survey participants 45-64 and less survey participants 25-44 compared to the other areas.

South Simcoe saw the highest percentage of survey participants who reported having dependents with them the night of the Point-in-Time (PiT) Count. North Simcoe saw the highest percent of survey participants who identified as Indigenous or having Indigenous Ancestry.

The percentage of survey participants who reported having been in foster care environments were fairly similar across regions, although Barrie and Orillia and area saw a slightly higher percentage. A similar trend was seen in the percentage of survey participants who moved to Simcoe County in the last year.

South Georgian Bay saw a slightly lower percentage of survey participants who reported addiction issues compared to the other areas. Mental health issues were most prevalent among Orillia and area survey participants and lowest among survey participants from South Simcoe. Little difference was seen in the percentage of survey participants who reported a chronic/acute medical condition between survey areas. South Georgian Bay saw the highest percentage of survey participants who reported a physical disability whereas South Simcoe saw the lowest. Little difference was seen in the percentage of survey participants with tri-morbidity between survey areas. Very few survey participants in South Simcoe were chronically or episodically homeless. Most survey participants who were surveyed in South Simcoe or South Georgian Bay had moderate acuity whereas a high percentage of participants surveyed in Barrie, North Simcoe and Orillia and area had high acuity.

Participants who were surveyed in South Simcoe in general showed low reports of emergency services utilization in the past six months, although they reported high use of crisis services and of health care at an emergency department/room.

The highest percentage of survey participants who reported using an emergency shelter in the last year were surveyed in Barrie and South Simcoe.

The age survey participants reported first experiencing homelessness was similar across areas, although participants surveyed in South Simcoe reported the highest percentage at age 25-44, and a higher median age of 34 years.

The highest percentage of survey participants who reported they exited an institution to homelessness were surveyed in Barrie.

Little to no survey participants from South Simcoe reported trouble maintaining housing due to a mental health issue or concern, past head injury and/or learning disability, developmental disability or other impairment.

Survey participants in South Georgian Bay showed the highest percentage of participants who reported N/A or 0 to the number of family or friends they had temporarily stayed with because they didn't have a place of their own. Survey participants from South Georgian Bay also showed the highest median length of time since stable housing at fifteen months compared to other areas, and North Simcoe and South Simcoe showed the lowest at seven months.

Similar trends in the top three sources of income were seen between areas. Orillia and area differed in the top three reasons for homelessness compared to Barrie and North Simcoe. Due to the low number of survey participants, little comparison can be made between the top three reasons for homelessness among survey participants in South Georgian Bay and South Simcoe.



Key Demographics and Characteristics by Simcoe County Enumeration Area

	Barrie (n=260)	North Simcoe (n=113)	Orillia and Area (n=63)	South Georgian Bay (n=26)	South Simcoe (n=18)
Type of Location Participants Stayed the Night of the PiT Count:					
• Sheltered - Emergency Shelter	62%	22%	28%	19%	44%
• Sheltered - Transitional Housing	12%	15%	18%	19%	**
• Unsheltered Locations	11%	5%	**	**	**
• Hidden Homeless (Couch-Surfing at Friends'/Family)	13%	38%	44%	23%	**
• Motel/Hotel	2%	19%	**	35%	**
Gender Identity:					
• Female	40%	33%	40%	50%	56%
• Male	60%	67%	60%	50%	44%
Age Group:					
• Under 18	**	**	**	**	0%
• 18-24	15%	20%	18%	19%	**
• 25-44	48%	49%	46%	27%	67%
• 45-64	33%	25%	32%	42%	28%
• 65+	3%	6%	**	0%	0%
• Median Age	38	35	39	42.5	39
Dependents: Had Dependents with them the night of the PiT Count	13%	17%	18%	**	39%
Indigenous: Identified as Indigenous or having Indigenous Ancestry	26%	44%	26%	27%	0%
Foster Care: Have been in Foster Care	27%	18%	26%	19%	**
Mobility: Moved to Simcoe County in the last year	26%	16%	27%	**	**
Wellness: Participant identified as having:					
• Addiction Issue	49%	44%	41%	29%	44%
• Mental Health Issue	62%	64%	72%	58%	29%
• Chronic/Acute Medical Condition	40%	39%	54%	40%	35%
• Physical Disability	32%	29%	38%	42%	**
Tri-Morbidity: Identified as having addiction, physical health and mental health issues	17%	11%	13%	**	0%
Chronic Homelessness: Currently homeless and experienced more than 180 cumulative days of homelessness in the past year	57%	62%	55%	57%	**
Episodic Homelessness: Currently homeless and experienced homelessness 3 times or more in the past year	21%	25%	22%	19%	**
Acuity Score:					
• High	59%	58%	60%	39%	**
• Moderate	30%	40%	38%	54%	61%
• Low	11%	**	**	**	**
Emergency Services Utilization in the Past 6 Months:					
• Have been hospitalized as an inpatient	24%	28%	30%	**	**
• Have been in jail/prison	33%	28%	26%	20%	**
• Have taken an ambulance to the hospital	36%	23%	33%	24%	**
• Used a crisis service (sexual assault, crime victim, family/intimate violence, distress, suicide)	31%	25%	33%	36%	59%
• Talked to police due to involvement in a crime or told to move on	47%	41%	37%	44%	**
• Received health care at an emergency department/room	56%	51%	61%	56%	41%



	Barrie (n=260)	North Simcoe (n=113)	Orillia and Area (n=63)	South Georgian Bay (n=26)	South Simcoe (n=18)
Shelter Use: Have used an emergency shelter in the past year	86%	52%	57%	44%	83%
Age at First Experience of Homelessness:					
• Less than 18	38%	30%	36%	28%	**
• 18-24	16%	24%	21%	20%	**
• 25-44	27%	29%	28%	28%	50%
• 45-64	19%	18%	15%	24%	**
• 65+					
• Median age at first experience of homelessness	22	22	20	25	34
Route to Homelessness:					
• Aged out of foster care to homelessness	6%	5%	**	0%	0%
• Left First Nations Reserve to homelessness	**	5%	**	0%	0%
• Left an institution to homelessness	37%	24%	16%	**	**
Had trouble maintaining housing due to:					
• A mental health issue or concern	19%	19%	21%	24%	0%
• A past head injury	15%	8%	18%	12%	0%
• A learning disability, developmental disability or other impairment	19%	12%	25%	**	**
Number of different friends or family members participants had temporarily stayed with in the last year because they didn't have a place of their own:					
• N/A or 0	30%	30%	22%	52%	35%
• 1 to 4	49%	45%	52%	28%	53%
• 5 or more	21%	25%	25%	20%	**
• Median number of different friends or family members participants stayed with	2	3	3	2.5	2
Length of Time Since Last Had Permanent Stable Housing:					
• Less than 6 months	28%	35%	30%	19%	44%
• 6 months to less than 1 year	14%	21%	14%	19%	**
• 1 year to 2 years	26%	23%	25%	**	28%
• Greater than 2 years	26%	17%	29%	35%	**
• Decline to answer/Blank	7%	4%	**	**	**
• Median length of time since last housed	1 year	7 months	1 year	15 months	7 months
Top 3 Reasons for Homelessness					
1.	Addiction or substance use (n=59)	Addiction or substance use (n=27)	Unable to pay rent or mortgage (n=14)	Conflict with spouse/partner (n=7)	Abuse from parent/guardian (n=6)
2.	Unable to pay rent or mortgage (n=56)	Unable to pay rent or mortgage (n=18)	Unsafe housing conditions (n=13)	Abuse from parent/guardian (n=**)	Addiction or substance use(n=**)
3.	Conflict with spouse/partner (n=47)	Conflict with spouse/partner (n=18)	Illness or medical condition (n=9)		
Top 3 Income Sources					
1.	Welfare/ social assistance (n=100)	Welfare/ social assistance (n=53)	Welfare/ social assistance (n=24)	Disability benefit (n=11)	Welfare/ social assistance (n=8)
2.	Disability benefit (n=87)	Disability benefit (n=36)	Disability benefit (n=22)	Welfare/ social assistance (n=10)	Employment (n=5)



3.	Employment (n=33)	Employment and Seniors benefits (n=10)	Employment (n=11)	Employment (n=6)	Disability benefit (n=**)
** Represents numbers that have been suppressed					
Note: Other variables of interest included sexual orientation and veteran status. Analysis by subpopulation was not performed due to the low number of survey participants represented in these groups. Please see the analysis in the body of the report for information on sexual orientation and veteran status.					



Gender Identity

Several statistically significant differences were seen between male and female survey participants.

Females were more likely than males to have:

- Reported having stayed in transitional housing on the night of the Point-in-Time (PiT) Count (19% vs 11%).
- Reported having a dependent stay with them the night of the PiT Count (31% vs 6%)
- Reported a mental health issue (74% vs 55%)
- High acuity (65% vs 51%)
- Reported having used a crisis service in the last six months (45% vs 22%)
- Reported having received health care at an emergency department/room in the last six months (61% vs 51%)
- Reported having stayed with five or more different friends or family members in the last year because they didn't have a place of their own (28% vs 19%)

Males were more likely than females to have:

- Reported having stayed in an unsheltered location the night of the PiT Count (12% vs 4%)
- Reported their age between 45-65 years old (35% vs 25%)
- Low acuity (11% vs 4%)
- Reported having been to jail/prison in the last six months (35% vs 20%)
- Reported having trouble maintaining housing due to a past head injury (16% vs 8%)
- Reported more than two years since they last had stable housing (29% vs 18%)

The top three reasons for homelessness in women were having:

4. Experienced abuse by their spouse/partner,
5. Conflict with spouse/partner, and
6. Unsafe housing conditions.

The top three reasons for homelessness among men were:

3. Addiction or substance use,
4. Being unable to pay their rent or mortgage, and
5. Job loss.

The top two sources of income for men and women were welfare/social assistance and disability benefit. The third most prevalent source of income was children and family tax benefit among women and employment among men.



Key Demographics and Characteristics by Gender Identity

	Female/Woman (n=191)	Male/Man (n=296)
Type of Location Participants Stayed the Night of the PiT Count:		
• Sheltered - Emergency Shelter	44%	44%
• *Sheltered - Transitional Housing	19%	11%
• *Unsheltered Locations	4%	12%
• Hidden Homeless (Couch-Surfing at Friends'/Family)	26%	24%
• Motel/Hotel	7%	10%
*Age Group:		
• Under 18	3%	**
• 18-24	19%	14%
• 25-44	52%	45%
• *45-65	25%	35%
• 65+	**	4%
• Median Age	35	40
*Dependents: Had Dependents with them the night of the PiT Count	31%	6%
Indigenous: Identified as Indigenous or having Indigenous Ancestry	33%	27%
Foster Care: Have been in Foster Care	21%	26%
Mobility: Moved to Simcoe County in the last year	22%	25%
Wellness: Participant identified as having:		
• Addiction Issue	40%	48%
• *Mental Health Issue	74%	55%
• Chronic/Acute Medical Condition	42%	41%
• Physical Disability	29%	33%
Tri-Morbidity: Identified as having addiction, physical health and mental health issues	14%	14%
Chronic Homelessness: Currently homeless and experienced more than 180 cumulative days of homelessness in the past year	55%	59%
Episodic Homelessness: Currently homeless and experienced homelessness 3times or more in the past year	23%	20%
*Acuity Score:		
• *High	65%	51%
• Moderate	31%	39%
• *Low	4%	11%
Emergency Services Utilization in the Past 6Months:		
• Have been hospitalized as an inpatient	26%	24%
• *Have been in jail/prison	20%	35%
• Have taken an ambulance to the hospital	32%	31%
• *Used a crisis service (sexual assault, crime victim, family/intimate violence, distress, suicide)	45%	22%
• Talked to police due to involvement in a crime or told to move on	46%	40%
• *Received health care at an emergency department/room	61%	51%
Shelter Use: Have used an emergency shelter in the past year	70%	72%
Age at First Experience of Homelessness:		
• Less than 18	34%	34%
• 18-24	18%	20%
• 25-44	33%	26%
• 45-64	15%	20%
• 65+	**	**
• Median age at first experience of homelessness	24	22
Route to Homelessness:		
• Aged out of foster care to homelessness	3%	5%
• Left First Nations Reserve to homelessness	**	2%
• Left an institution to homelessness	24%	31%
• A mental health issue or concern	16%	20%



	Female/Woman (n=191)	Male/Man (n=296)
• *A past head injury	8%	16%
• A learning disability, developmental disability or other impairment	14%	19%
*Number of different friends or family members participants had temporarily stayed with in the last year because they didn't have a place of their own:		
• N/A or 0	27%	33%
• 1 to 4	44%	49%
• *5 or more	28%	19%
• Median number of different friends or family members participants stayed with	3	2
*Length of Time Since Last Had Permanent Stable Housing:		
• Less than 6 months	34%	27%
• 6 months to less than 1 year	20%	13%
• 1 year to 2 years	24%	25%
• *Greater than 2 years	18%	29%
• Decline to answer/Blank	5%	7%
• Median length of time since last housed	8 months	1 year
Top 3 Reasons for Homelessness		
1.	Experienced abuse by spouse/partner (n=50)	Addiction or substance use (n=65)
2.	Conflict with spouse/partner (n=42)	Unable to pay rent or mortgage (n=59)
3.	Unsafe housing conditions (n=37)	Job loss (n=38)
Top 3 Sources of Income		
1.	Welfare/social assistance (n=83)	Welfare/social assistance (n=114)
2.	Disability benefit (n=56)	Disability benefit (n=106)
3.	Children and family tax benefits (n=32)	Employment (n=41)
* Represents a statistically significant difference		
** Represents numbers that have been suppressed		
Note: Other variables of interest included sexual orientation and veteran status. Analysis by subpopulation was not performed due to the low number of survey participants represented in these groups. Please see the analysis in the body of the report for information on sexual orientation and veteran status.		



Youth

Several statistically significant difference were identified between youth and non-youth participants.

Youth participants were less likely to have:

- Reported addiction issues (31% vs 48%)
- Reported a chronic/acute medical condition (25% vs 45%)
- Reported physical disabilities (14% vs 36%)
- Reported having taken an ambulance to the hospital in the last six months (22% vs 33%)

Youth participants were more likely than non-youth participants to have reported having stayed with five or more different friends or family members in the last year because they didn't have a place of their own (36% vs 19%). Youth participants were less likely than non-youth participants to have reported N/A or 0 as the number of friends or family members they had stayed with in the last year because they didn't have a place of their own (9% vs 35%).

Youth participants were more likely to have:

- Shown tri-morbidity (24% vs 12%)
- Reported having talked to police due to involvement in a crime or been told to move on in the last six months (59% vs 39%)

The top three reasons for homelessness between youth and non-youth participants differed. Youth participants reported having:

1. A conflict with their parents/guardians,
2. Addiction or substance use, and
3. Having experienced abuse by parent/guardian.

Non-youth participants reported:

1. Addiction or substance use,
2. Having been unable to pay their rent or mortgage, and
3. Conflict with spouse/partner.

The top three sources of income were the same between youth and non-youth participants just in a different order.



Key Demographics and Characteristics by Youth and Non-Youth Participants

	Youth (N=88)	Not Youth (N=400)
Type of Location Participants Stayed the Night of the PiT Count:		
• Sheltered – Emergency Shelter	44%	44%
• Sheltered – Transitional Housing	17%	13%
• Unsheltered Locations	**	10%
• Hidden Homeless (Couch-Surfing at Friends'/Family)	30%	23%
• Motel/Hotel	6%	10%
Gender Identity:		
• Female	48%	37%
• Male	52%	63%
Dependents: Had Dependents with them the night of the PiT Count	13%	17%
Indigenous: Identified as Indigenous or having Indigenous Ancestry	30%	29%
Foster Care: Have been in Foster Care	28%	23%
Mobility: Moved to Simcoe County in the last year	20%	24%
Wellness: Participant identified as having:		
• *Addiction Issue	31%	48%
• Mental Health Issue	71%	61%
• *Chronic/Acute Medical Condition	25%	45%
• *Physical Disability	14%	36%
*Tri-Morbidity: Identified as having addiction, physical health and mental health issues	24%	12%
Chronic Homelessness: Currently homeless and experienced more than 180 cumulative days of homelessness in the past year	54%	58%
Episodic Homelessness: Currently homeless and experienced homelessness 3 times or more in the past year	26%	20%
Acuity Score:		
• High	59%	56%
• Moderate	34%	36%
• Low	7%	8%
Emergency Services Utilization in the Past 6 Months:		
• Have been hospitalized as an inpatient	22%	26%
• Have been in jail/prison	28%	29%
• *Have taken an ambulance to the hospital	22%	33%
• Used a crisis service (sexual assault, crime victim, family/intimate violence, distress, suicide)	24%	32%
• *Talked to police due to involvement in a crime or told to move on	59%	39%
• Received health care at an emergency department/room	58%	54%
Shelter Use: Have used an emergency shelter in the past year	70%	71%
*Age at First Experience of Homelessness:		
• *Less than 18	61%	29%
• *18-24	40%	14%
• *25-44	0%	35%
• *45-64	0%	22%
• 65+	**	**
• Median age at first experience of homelessness	16	28
Route to Homelessness:		
• Aged out of foster care to homelessness	9%	3%
• Left First Nations Reserve to homelessness	**	2%
• Left an institution to homelessness	21%	30%



	Youth (N=88)	Not Youth (N=400)
Had trouble maintaining housing due to:		
• A mental health issue or concern	22%	17%
• A past head injury	15%	12%
• A learning disability, developmental disability, or other impairment	24%	16%
*Number of different friends or family members participants had temporarily stayed with in the last year because they didn't have a place of their own:		
• *N/A or 0	9%	35%
• 1 to 4	55%	46%
• *5 or more	36%	19%
• Median number of different friends or family members participants stayed with	3	2
Length of Time Since Last Had Permanent Stable Housing:		
• Less than 6 months	35%	29%
• 6 months to less than 1 year	13%	16%
• 1 year to 2 years	30%	23%
• Greater than 2 years	19%	26%
• Decline to answer/Blank	**	7%
• Median length of time since last housed	1 year	1 year
Top 3 Reasons for Homelessness		
1.	Conflict with parent / guardian (N=22)	Addiction or substance use (N=80)
2.	Addiction or substance use (N=16)	Unable to pay rent or mortgage (N=69)
3.	Experienced abuse by: parent / guardian (N=11)	Conflict with spouse / partner (N=56)
Top 3 Sources of Income		
1.	Welfare / social assistant (N=31)	Disability benefit (N=133)
2.	Disability benefit (N=16)	Welfare / social assistant (N=127)
3.	Employment (N=15)	Employment (N=37)
* Represents a statistically significant difference		
** Represents numbers that have been suppressed		
Note: Other variables of interest included sexual orientation and veteran status. Analysis by subpopulation was not performed due to the low number of survey participants represented in these groups. Please see the analysis in the body of the report for information on sexual orientation and veteran status.		



Participants with Dependents

Statistically significant differences were found between participants who reported having a child/dependent with them the night of the Point-in-Time (PiT) Count and those without.

Participants with dependents were more likely to have:

- Reported having stayed in transitional housing the night of the PiT Count (17% vs 13%)
- Identified as female (77% vs 32%)
- Reported an age between 25-44 years old (66% vs 44%)
- Reported having used a crisis service in the last six months (42% vs 29%)
- Reported their age at first experience of homelessness as 25-44 years of age (42% vs 26%)
- Reported N/A or 0 as the number of friends or family members they had temporarily stayed with in the last year because they didn't have a place of their own (43% vs 28%)
- Reported the length of time since stable housing as less than 6 months (43% vs 27%)

Participants with dependents were less likely to have:

- Reported an age greater than 44
- Reported having been in a foster care environment (14% vs 25%)
- Reported addiction issues (24% vs 49%)
- Shown tri-morbidity
- Been episodically homeless (12% vs 23%)
- Reported having been to jail/prison in the last six months (8% vs 33%)
- Reported their current lack of stable housing was due to having nowhere to live after having left an institution
- Reported having trouble maintaining housing due to a past head injury and/or a mental health issue or concern
- Reported five or more as the number of difference friends or family members participants had temporarily stayed with in the last year because they didn't have a place of their own (8% vs 25%)

The reason survey participants reported for being homeless differed between participants who reported having a child/dependent with them the night of the PiT Count and those without.

Participants with dependents reported having:

1. Experienced abuse by a spouse/partner,
2. Been unable to pay their rent or mortgage, and
3. Unsafe housing conditions.

Participants without dependents reported:

1. Addiction/substance use,
2. Having been unable to pay their rent or mortgage, and
3. Conflict with spouse/partner.

The top three sources of income were similar although participants with dependents reported child and family tax benefit second.



**Key Demographics and Characteristics of Participants
With and Without Dependents Who Stayed With Them the Night of the PiT Count**

	With Dependents (N=77)	Without Dependents (N=411)
*Type of Location Participants Stayed the Night of the PiT Count:		
• Sheltered – Emergency Shelter	44%	44%
• *Sheltered – Transitional Housing	17%	13%
• Unsheltered Locations	**	10%
• Hidden Homeless (Couch-Surfing at Friends'/Family)	30%	23%
• Motel/Hotel	6%	10%
*Gender Identity:		
• *Female	77%	32%
• *Male	23%	68%
*Age Group:		
• Under 18	0%	2%
• 18-24	14%	17%
• *25-44	66%	44%
• *45-64	20%	33%
• *65+	0%	4%
• Median Age	33	38
Indigenous: Identified as Indigenous or having Indigenous Ancestry	26%	30%
*Foster Care: Have been in Foster Care	14%	25%
Mobility: Moved to Simcoe County in the last year	28%	23%
Wellness: Participant identified as having:		
• *Addiction Issue	24%	49%
• Mental Health Issue	54%	64%
• Chronic/Acute Medical Condition	36%	43%
• Physical Disability	22%	33%
*Tri-Morbidity: Identified as having addiction, physical health and mental health issues	**	16%
Chronic Homelessness: Currently homeless and experienced more than 180 cumulative days of homelessness in the past year	50%	59%
* Episodic Homelessness: Currently homeless and experienced homelessness three times or more in the past year	12%	23%
Acuity Score:		
• High	56%	57%
• Moderate	42%	35%
• Low	**	9%
Emergency Services Utilization in the Past Six Months:		
• Have been hospitalized as an inpatient	26%	25%
• *Have been in jail/prison	8%	33%
• Have taken an ambulance to the hospital	26%	32%
• *Used a crisis service (sexual assault, crime victim, family/intimate violence, distress, suicide)	42%	29%
• Talked to police due to involvement in a crime or told to move on	40%	43%
• Received health care at an emergency department/room	52%	55%
Shelter Use: Have used an emergency shelter in the past year	66%	72%
Age at First Experience of Homelessness:		
• Less than 18	26%	36%
• 18-24	20%	19%
• *25-44	42%	26%
• 45-64	13%	19%
• 65+	**	**
• Median age at first experience of homelessness	28	21



	With Dependents (N=77)	Without Dependents (N=411)
Route to Homelessness:		
• Aged out of foster care to homelessness	**	5%
• Left First Nations Reserve to homelessness	**	2%
• *Left an institution to homelessness	**	32%
Had trouble maintaining housing due to:		
• *A mental health issue or concern	**	21%
• *A past head injury	**	15%
• A learning disability, developmental disability or other impairment	13%	18%
*Number of different friends or family members participants had temporarily stayed with in the last year because they didn't have a place of their own:		
• *N/A or 0	43%	28%
• 1 to 4	49%	47%
• *5 or more	8%	25%
• Median number of different friends or family members participants stayed with	2	3
*Length of Time Since Last Had Permanent Stable Housing:		
• *Less than 6 months	43%	27%
• 6 months to less than 1 year	21%	15%
• 1 year to 2 years	17%	26%
• Greater than 2 years	18%	26%
• Decline to answer/Blank	**	7%
• Median length of time since last housed	7 months	1 year
Top 3 Reasons for Homelessness		
1.	Experienced abuse by: spouse / partner (N=26)	Addiction or substance use (N=95)
2.	Unable to pay rent or mortgage (N=17)	Unable to pay rent or mortgage (N=78)
3.	Unsafe housing conditions (N=17)	Conflict with spouse / partner (N=63)
Top 3 Sources of Income		
1.	Welfare / social assistant (N=43)	Welfare / social assistant (N=154)
2.	Child and family tax benefit (N=28)	Disability benefit (N=148)
3.	Disability benefit (N=15)	Employment (N=53)
* Represents a statistically significant difference		
** Represents numbers that have been suppressed		
Note: Other variables of interest included sexual orientation and veteran status. Analysis by subpopulation was not performed due to the low number of survey participants represented in these groups. Please see the analysis in the body of the report for information on sexual orientation and veteran status.		



Indigenous Identity

There were statistically significant differences found between participants who identified as Indigenous and those who did not.

Participants who identified as indigenous were more likely to have:

- Reported having been in foster care environments in the past (30% vs 20%)
- Reported having been hospitalized as an inpatient in the last six months (31% vs 22%)
- Reported their age at first experience of homelessness as less than eighteen years of age (48% vs 29%)
- Reported their current lack of stable housing was due to having nowhere to live after having left a first nations reserve to homelessness
- Reported five or more as the number of friends or family members they had temporarily stayed with in the last year because they didn't have a place of their own (31% vs 19%)

Participants who identified as indigenous were less likely to have:

- Reported their age at first experience of homelessness as 25-44 years of age (23% vs 31%)
- Reported N/A or 0 as the number of friends and family members they had temporarily stayed with in the last year because they didn't have a place of their own (22% vs 34%)

The top three reasons for homelessness given by indigenous and non-Indigenous participants were the same just in a different order and their top three sources of income were the same.



Key Demographics and Characteristics of Indigenous and Non-Indigenous Participants

	Indigenous (N=139)	Non-Indigenous (N=340)
Type of Location Participants Stayed the Night of the PiT Count:		
• Sheltered - Emergency Shelter	39%	46%
• Sheltered - Transitional Housing	17%	13%
• Unsheltered Locations	6%	10%
• Hidden Homeless (Couch-Surfing at Friends'/Family)	31%	22%
• Motel/Hotel	7%	10%
Gender Identity:		
• Female	44%	37%
• Male	56%	63%
Age Group:		
• Under 18	**	**
• 18-24	16%	17%
• 25-44	51%	47%
• 45-64	27%	32%
• 65+	4%	3%
• Median Age	34	38
Dependents: Had Dependents with them the night of the PiT Count	14%	17%
*Foster Care: Have been in Foster Care	30%	20%
Mobility: Moved to Simcoe County in the last year	21%	25%
Wellness: Participant identified as having:		
• Addiction Issue	50%	44%
• Mental Health Issue	68%	60%
• Chronic/Acute Medical Condition	40%	42%
• Physical Disability	35%	30%
Tri-Morbidity: Identified as having addiction, physical health and mental health issues	15%	14%
Chronic Homelessness: Currently homeless and experienced more than 180 cumulative days of homelessness in the past year	59%	56%
Episodic Homelessness: Currently homeless and experienced homelessness 3 times or more in the past year	23%	20%
Acuity Score:		
• High	64%	53%
• Moderate	30%	39%
• Low	6%	8%
Emergency Services Utilization in the Past 6 Months:		
• *Have been hospitalized as an inpatient	31%	22%
• Have been in jail/prison	35%	27%
• Have taken an ambulance to the hospital	29%	31%
• Used a crisis service (sexual assault, crime victim, family/intimate violence, distress, suicide)	33%	29%
• Talked to police due to involvement in a crime or told to move on	48%	41%
• Received health care at an emergency department/room	58%	53%
Shelter Use: Have used an emergency shelter in the past year	69%	71%
*Age at First Experience of Homelessness:		
• *Less than 18	48%	29%
• 18-24	18%	19%
• *25-44	23%	31%
• 45-64	11%	22%
• 65+	**	**
• Median age at first experience of homelessness	18	27
Route to Homelessness:		
Aged out of foster care to homelessness	5%	4%
*Left First Nations Reserve to homelessness	5%	**
Left an institution to homelessness	33%	27%



	Indigenous (N=139)	Non-Indigenous (N=340)
Had trouble maintaining housing due to:		
• A mental health issue or concern	19%	18%
• A past head injury	12%	12%
• A learning disability, developmental disability or other impairment	21%	16%
*Number of different friends or family members participants had temporarily stayed with in the last year because they didn't have a place of their own:		
• *N/A or 0	22%	34%
• 1 to 4	47%	47%
• *5 or more	31%	19%
• Median number of different friends or family members participants have stayed with	3	2
Length of Time Since Last Had Permanent Stable Housing:		
• Less than 6 months	27%	31%
• 6 months to less than 1 year	14%	16%
• 1 year to 2 years	29%	23%
• Greater than 2 years	24%	25%
• Decline to answer/Blank	7%	6%
• Median length of time since last housed	1 year	1 year
Top 3 Reasons for Homelessness		
1.	Addiction or substance use (N=35)	Unable to pay rent or mortgage (N=68)
2.	Unable to pay rent or mortgage (N=27)	Addiction or substance use (N=65)
3.	Conflict with spouse / partner (N=21)	Conflict with spouse/partner (N=57)
Top 3 Sources of Income		
1.	Welfare / social assistant (N=57)	Welfare / social assistant (N=135)
2.	Disability benefit (N=50)	Disability benefit (N=110)
3.	Employment (N=17)	Employment (N=48)
* Represents a statistically significant difference		
** Represents numbers that have been suppressed		
Note: Other variables of interest included sexual orientation and veteran status. Analysis by subpopulation was not performed due to the low number of survey participants represented in these groups. Please see the analysis in the body of the report for information on sexual orientation and veteran status.		



Chronic Homelessness

A number of statistically significant differences were discovered between chronically homeless and not chronically homeless participants.

Chronically homeless participants were more likely to have:

- Reported having stayed in transitional housing the night of the Point-in-Time (PiT) Count (18% vs 8%)
- Reported having an addiction issue (53% vs 36%)
- Reported having a mental health issue (67% vs 57%)
- Been episodically homeless (27% vs 15%)
- Reported their age at first experience of homelessness as less than eighteen years of age (40% vs 28%)
- Reported their current lack of stable housing was due to having nowhere to live after having left an institution (33% vs 22%)
- Reported having trouble maintaining their housing due to a mental health issue or concern (23% vs 14%)
- Reported five or more as the number of friends or family members they had temporarily stayed with in the last year because they didn't have a place of their own (30% vs 15%)
- Reported their length of time since stable housing as one year to two years (31% vs 16%) or greater than two years (35% vs 9%)

Chronically homeless participants were less likely to have:

- Reported having stayed at an emergency shelter the night of the PiT Count (38% vs 54%)
- A moderate acuity score (30% vs 42%)
- Reported the length of time since they last had permanent stable housing as less than 6 months (6% vs 62%)

The reason survey participants reported for being homeless differed between those who were and were not chronically homeless.

Chronically homeless participants reported:

1. Addiction/substance use,
2. Being unable to pay their rent or mortgage, and
3. Conflict with spouse/partner.

Not chronically homeless participants reported:

1. Being unable to pay their rent or mortgage,
2. Conflict with spouse/partner, and
3. Unsafe housing conditions.

The top three sources of income were the same between chronically homeless and not chronically homeless participants.



Key Demographics and Characteristics of Chronically Homelessness Participants

	Chronically Homeless (N=258)	Not Chronically Homeless (N=195)
*Type of Location Participants Stayed the Night of the PiT Count:		
• *Sheltered - Emergency Shelter	38%	54%
• *Sheltered - Transitional Housing	18%	8%
• Unsheltered Locations	11%	6%
• Hidden Homeless (Couch-Surfing at Friends'/Family)	23%	25%
• Motel/Hotel	9%	8%
Gender Identity:		
• Female	38%	42%
• Male	62%	59%
Age Group:		
• Under 18	3%	**
• 18-24	15%	19%
• 25-44	49%	49%
• 45-64	30%	29%
• 65+	4%	3%
• Median Age	38	36
Dependents: Had Dependents with them the night of the PiT Count	14%	18%
Indigenous: Identified as Indigenous or having Indigenous Ancestry	31%	29%
Foster Care: Have been in Foster Care	25%	24%
Mobility: Moved to Simcoe County in the last year	27%	23%
Wellness: Participant identified as having:		
• *Addiction Issue	53%	36%
• *Mental Health Issue	67%	57%
• Chronic/Acute Medical Condition	45%	36%
• Physical Disability	36%	26%
Tri-Morbidity: Identified as having addiction, physical health and mental health issues	14%	13%
*Episodic Homelessness: Currently homeless and experienced homelessness 3 times or more in the past year	27%	15%
Acuity Score:		
• High	64%	50%
• *Moderate	30%	42%
• Low	7%	8%
Emergency Services Utilization in the Past 6 Months:		
• Have been hospitalized as an inpatient	24%	27%
• Have been in jail/prison	33%	24%
• Have taken an ambulance to the hospital	34%	30%
• Used a crisis service (sexual assault, crime victim, family/intimate violence, distress, suicide)	29%	35%
• Talked to police due to involvement in a crime or told to move on	46%	42%
• Received health care at an emergency department/room	58%	52%
Shelter Use: Have used an emergency shelter in the past year	74%	74%
*Age at First Experience of Homelessness:		
• *Less than 18	40%	28%
• 18-24	17%	21%
• 25-44	26%	33%
• 45-64	17%	19%
• 65+	**	**
• Median age at first experience of homelessness	20	25
Route to Homelessness:		
• Aged out of foster care to homelessness	6%	3%
• Left First Nations Reserve to homelessness	**	3%
• *Left an institution to homelessness	33%	22%



	Chronically Homeless (N=258)	Not Chronically Homeless (N=195)
Had trouble maintaining housing due to:		
• *A mental health issue or concern	23%	14%
• A past head injury	14%	10%
• A learning disability, developmental disability or other impairment	19%	14%
*Number of different friends' or family members participants had temporarily stayed within the last year because they didn't have a place of their own		
• N/A or 0	28%	32%
• 1 to 4	42%	53%
• *5 or more	30%	15%
• Median number of different friends or family members participants stayed with	3	2
*Length of Time Since Last Had Permanent Stable Housing:		
• *Less than 6 months	6%	62%
• *6 months to less than 1 year	22%	8%
• *1 year to 2 years	31%	16%
• *Greater than 2 years	35%	9%
• Decline to answer/Blank	6%	5%
• Median length of time since last housed	1.5 years	3 months
Top Three Reasons for Homelessness		
1.	Addiction or substance use (n=67)	Unable to pay rent or mortgage (n=39)
2.	Unable to pay rent or mortgage (n=47)	Conflict with spouse/partner (n=35)
3.	Conflict with spouse/partner (n=42)	Unsafe housing conditions (n=33)
Top Three Sources of Income		
1.	Welfare/social assistance (n=112)	Welfare/social assistance (n=78)
2.	Disability benefit (n=93)	Disability benefit (n=53)
3.	Employment (n=29)	Employment (n=36)
* Represents a statistically significant difference		
** Represents numbers that have been suppressed		
Note: Other variables of interest included sexual orientation and veteran status. Analysis by subpopulation was not performed due to the low number of survey participants represented in these groups. Please see the analysis in the body of the report for information on sexual orientation and veteran status.		



Acuity Score

Statistically significant differences were identified between survey participants with different acuity scores.

Survey participants with low acuity were more likely to have:

- Reported having stayed at an emergency shelter the night of the Point-in-Time (PiT) Count compared to moderate and high acuity participants (66% vs 47% vs 39%)
- Reported their gender identity as male (82% vs 66% vs 55%)
- Reported their age at first experience of homelessness as 25-44 years of age (40% vs 30% vs 26%)
- Reported N/A or 0 as the number of different friends or family members they had temporarily stayed with in the last year because they didn't have a place of their own (47% vs 36% vs 25%)

Survey participants with high acuity were more likely to have:

- Reported having an addiction issue compared to moderate and low acuity participants (57% vs 31% vs 19%)
- Reported having a mental health issue (76% vs 50% vs 19%)
- Reported having a chronic/acute medical condition (50% vs 35% vs 14%)
- Reported having a physical disability (38% vs 24% vs 18%)
- Shown tri-morbidity
- Been chronically homeless (63% vs 48% vs 53%)
- Been episodically homeless
- Reported having used all emergency services more than moderate and low acuity participants
- Reported their age at first experience of homelessness as less than eighteen years of age (42% vs 26%)
- Reported their current lack of stable housing was due to having nowhere to live after having left an institution (36% vs 18% vs 16%)
- Reported having trouble maintaining housing due to a mental health issue or concern, a past head injury, a learning disability and/or a developmental disability or other impairment
- Reported five or more as the number of different friends or family members they had temporarily stayed with in the last year because they didn't have a place of their own
- Reported the length of time since they last had permanent stable housing as greater than two years (29% vs 18% vs 21%)

Survey participants with high acuity were less likely to have:

- Reported the length of time since they last had permanent stable housing as less than six months compared to moderate and low acuity participants (22% vs 40% vs 37%)

The reason survey participants reported for being homeless differed between those with different acuity scores. Inability to pay their rent or mortgage was mentioned by participants across all three acuity scores and addiction or substance use was mentioned by participants with high and moderate acuity but not participants with low acuity. Unsafe housing conditions was mentioned by participants with moderate and low acuity.

The top three sources of income were welfare/social assistance, disability benefit and employment for all participants but appeared in different orders between participants with different acuity scores.



Key Demographics and Characteristics by Acuity Score

	High (n=276)	Moderate (n=174)	Low (n=38)
*Type of Location Participants Stayed the Night of the PiT Count:			
• *Sheltered – Emergency Shelter	39%	47%	66%
• Sheltered – Transitional Housing	17%	11%	**
• Unsheltered Locations	10%	7%	**
• Hidden Homeless (Couch-Surfing at Friends'/Family)	27%	24%	**
• Motel/Hotel	8%	11%	**
*Gender Identity:			
• Female	46%	34%	18%
• Male	55%	66%	82%
Age Group:			
• Under 18	3%	**	**
• 18-24	16%	17%	13%
• 25-44	49%	47%	45%
• 45-64	29%	33%	34%
• 65+	3%	3%	**
• Median Age	36	39	42.5
Dependents: Had Dependents with them the night of the PiT Count	16%	18%	**
Indigenous: Identified as Indigenous or having Indigenous Ancestry	33%	24%	23%
Foster Care: Has been in Foster Care	24%	22%	26%
Mobility: Moved to Simcoe County in the last year	21%	29%	23%
Wellness: Participant Identified as having:			
• *Addiction Issue	57%	31%	19%
• *Mental Health Issue	76%	50%	19%
• *Chronic/Acute Medical Condition	50%	35%	14%
• *Physical Disability	38%	24%	18%
*Tri-Morbidity: Identified as having addiction, physical health and mental health issues	23%	**	0%
*Chronic Homelessness: Currently homeless and experienced more than 180 cumulative days of homelessness in the past year	63%	48%	53%
*Episodic Homelessness : Currently homeless and experienced homelessness 3 times or more in the past year	27%	14%	**
Emergency Services Utilization in the Past 6 Months:			
• *Have been hospitalized as an inpatient	30%	20%	9%
• *Have been in jail/prison	34%	22%	21%
• *Have taken an ambulance to the hospital	42%	17%	12%
• *Used a crisis service (sexual assault, crime victim, family/intimate violence, distress, suicide)	38%	21%	18%
• *Talked to police due to involvement in a crime or told to move on	53%	31%	18%
• *Received health care at an emergency department/room	66%	41%	30%
Shelter Use: Have used an emergency shelter in the past year	73%	66%	79%
*Age at First Experience of Homelessness:			
• *Less than 18	42%	26%	**
• 18-24	17%	21%	26%
• *25-44	26%	30%	40%
• 45-64	15%	23%	23%
• 65+	**	**	**
• Median age at first experience of homelessness	20	27	27
Route to Homelessness:			
• Aged out of foster care to homelessness	6%	3%	0%
• Left First Nations Reserve to homelessness	2%	3%	0%
• *Left an institution to homelessness	36%	18%	16%



	High (n=276)	Moderate (n=174)	Low (n=38)
Had trouble maintaining housing due to:			
• *A mental health issue or concern	27%	6%	**
• *A past head injury	17%	7%	**
• *A learning disability, developmental disability or other impairment	25%	7%	**
*Number of different friends or family members participants had temporarily stayed with in the last year because they didn't have a place of their own:			
• *N/A or 0	25%	36%	47%
• 1 to 4	46%	49%	44%
• *5 or more	29%	15%	**
• Median number of difference friends or family members participants stayed with	3	2	2
*Length of Time Since Last Had Permanent Stable Housing:			
• *Less than 6 months	22%	40%	37%
• 6 months to less than 1 year	18%	14%	**
• 1 year to 2 years	25%	24%	18%
• *Greater than 2 years	29%	18%	21%
• Decline to answer/Blank	6%	3%	18%
• Median length of time since last housed	1 year	7 months	7.5 months
Top 3 Reasons for Homelessness			
1.	Addiction or substance use (n=67)	Unable to pay rent or mortgage (n=34)	Unable to pay rent or mortgage (n=10)
2.	Conflict with spouse/partner (n=52)	Addiction or substance use (n=32)	Job loss (n=6)
3.	Unable to pay rent or mortgage (n=51)	Unsafe housing conditions (n=27)	Unsafe housing conditions (n=6)
Top 3 Sources of Income			
1.	Welfare/social assistance (n=124)	Disability benefit (n=61)	Disability benefit (n=13)
2.	Disability benefit (n=89)	Welfare/social assistance (n=60)	Welfare/social assistance (n=13)
3.	Employment (n=35)	Employment (n=23)	Employment (n=8)
* Represents a statistically significant difference			
** Represents numbers that have been suppressed			
Note: Other variables of interest included sexual orientation and veteran status. Analysis by subpopulation was not performed due to the low number of survey participants represented in these groups. Please see the analysis in the body of the report for information on sexual orientation and veteran status.			



History of Foster Care

A number of statistically significant differences were uncovered between survey participants who had and had not been in foster care environments.

Survey participants who had been in foster care environments were more likely to have:

- Identified as Indigenous or having Indigenous Ancestry (38% vs 26%)
- Reported having addiction issues (53% vs 42%)
- Reported their age at first experience of homelessness as less than eighteen years of age (51% vs 29%)
- Reported their current lack of stable housing was due to having nowhere to live after they aged out of foster care
- Reported their current lack of stable housing was due to having nowhere to live after having left an institution (43% vs 24%)
- Reported having trouble maintaining housing due to a mental health issue or concern (26% vs 15%)
- Reported having trouble maintaining housing due to a learning disability, developmental disability or other impairment (26% vs 15%)

Survey participants who have been in foster care were less likely to have:

- Reported having a dependent with them the night of the Point-in-Time (PiT) Count (10% vs 18%)
- Reported their age at first experience of homelessness as 25-44 years of age (17% vs 33%)

The reason survey participants reported for being homeless differed between those who have and have not been in foster care.

Participants who have been in foster care reported:

1. Addiction/substance use,
2. Conflict with spouse/partner, and
3. Having been incarcerated.

Participants who have not been in foster care reported having:

1. Been unable to pay their rent or mortgage,
2. Addiction or substance use and
3. Unsafe housing conditions or conflict with spouse/partner.

The top three sources of income were the same between participants who have and have not been in foster care but appeared in a different order.



**Key Demographics and Characteristics of Participants Who
Have Been in Foster Care or a Group Home and Those Who Have Not**

	Have Been in Foster Care (n=114)	Have Not Been in Foster Care (n=368)
Type of Location Participants Stayed the Night of the PiT Count:		
• Sheltered - Emergency Shelter	48%	43%
• Sheltered - Transitional Housing	19%	12%
• Unsheltered Locations	7%	9%
• Hidden Homeless (Couch-Surfing at Friends'/Family)	18%	27%
• Motel/Hotel	9%	9%
Gender Identity:		
• Female	34%	41%
• Male	66%	59%
Age Group:		
• Under 18	**	2%
• 18-24	21%	15%
• 25-44	51%	47%
• 45-64	27%	32%
• 65+	0%	4%
• Median Age	34	38
*Dependents: Had Dependents with them the night of the PiT Count	10%	18%
*Indigenous: Identified as Indigenous or having Indigenous Ancestry	38%	26%
Mobility: Moved to Simcoe County in the last year	23%	23%
Wellness: Participants identified as having:		
• *Addiction Issue	53%	42%
• Mental Health Issue	67%	61%
• Chronic/Acute Medical Condition	44%	40%
• Physical Disability	28%	32%
Tri-Morbidity: Identified as having addiction, physical health and mental health issues	18%	13%
Chronic Homelessness: Currently homeless and experienced more than 180 cumulative days of homelessness in the past year	58%	57%
Episodic Homelessness: Currently homeless and experienced homelessness three times or more in the past year	26%	20%
Acuity Score:		
• High	58%	56%
• Moderate	33%	36%
• Low	9%	8%
Emergency Services Utilization in the Past Six Months:		
• Have been hospitalized as an inpatient	27%	24%
• Have been in jail/prison	34%	27%
• Have taken an ambulance to the hospital	36%	30%
• Used a crisis service (sexual assault, crime victim, family/intimate violence, distress, suicide)	34%	30%
• Talked to police due to involvement in a crime or told to move on	41%	43%
• Received health care at an emergency department/room	59%	53%
Shelter Use: Have used an emergency shelter in the past year	75%	70%
*Age at First Experience of Homelessness:		
• *Less than 18	51%	29%
• 18-24	24%	17%
• *25-44	17%	33%
• 45-64	8%	22%
• 65+	**	**
• Median age at first experience of homelessness	16	27



	Have Been in Foster Care (n=114)	Have Not Been in Foster Care (n=368)
Route to Homelessness:		
• *Aged out of foster care to homelessness	18%	**
• Left First Nations Reserve to homelessness	**	2%
• *Left an institution to homelessness	43%	24%
Had trouble maintaining housing due to:		
• *A mental health issue or concern	26%	15%
• A past head injury	16%	12%
• *A learning disability, developmental disability or other impairment	26%	15%
Number of different friends or family members participants had temporarily stayed with in the last year because they didn't have a place of their own:		
• N/A or 0	33%	29%
• 1 to 4	46%	48%
• 5 or more	21%	23%
• Median number of different friends or family members participants stayed with	3	3
Length of Time Since Last Had Permanent Stable Housing:		
• Less than 6 months	24%	31%
• 6 months to less than 1 year	14%	16%
• 1 year to 2 years	29%	23%
• Greater than 2 years	26%	23%
• Decline to answer/Blank	7%	6%
• Median length of time since last housed	1 year	1 year
Top 3 Reasons for Homelessness		
1.	Addiction or substance use (n=28)	Unable to pay rent or mortgage (n=76)
2.	Conflict with spouse/partner (n=22)	Addiction or substance use (n=73)
3.	Incarcerated (n=18)	Unsafe housing conditions or conflict with spouse/partner (n=55)
Top 3 Sources of Income		
1.	Disability benefit (n=51)	Welfare/social assistance (n=150)
2.	Welfare/social assistance (n=45)	Disability benefit (n=109)
3.	Employment (n=15)	Employment (n=49)
* Represents a statistically significant difference		
** Represents numbers that have been suppressed		
Note: Other variables of interest included sexual orientation and veteran status. Analysis by subpopulation was not performed due to the low number of survey participants represented in these groups. Please see the analysis in the body of the report for information on sexual orientation and veteran status.		



Lack of Stable Housing Due to Having Nowhere to Live After Having Left an Institution

Statistically significant differences were found between survey participants who reported their current lack of stable housing was due to having nowhere to live after having left an institution compared to participants who did not report having nowhere to live after having left an institution.

Survey participants who reported their current lack of stable housing was due to having nowhere to live after having left an institution were more likely than those who did not report having nowhere to live after having left an institution to have:

- Reported having been in foster care (35% vs 18%)
- Reported having an addiction issue (67% vs 37%)
- Reported having a mental health issue (79% vs 57%)
- Reported having a physical disability (39% vs 29%)
- Shown tri-morbidity (23% vs 11%)
- Been chronically homeless (67% vs 54%)
- A high acuity score (73% vs 51%)
- Reported having used the following emergency services in the last six months: been hospitalized as an inpatient, been to jail/prison, taken an ambulance to the hospital, talked to police due to involvement in a crime or been told to move on and received health care at an emergency department/room
- Reported their current lack of stable housing was due to having aged out of foster care (8% vs 3%)
- Reported having trouble maintaining housing due to a mental health issue or concern (30% vs 13%), a past head injury (22% vs 9%) or a learning disability, developmental disability or other impairment (24% vs 14%)
- Reported their length of time since stable housing as greater than two years (31% vs 22%)

Survey participants who reported their current lack of stable housing was due to having nowhere to live after having left an institution were less likely than those who did not report having nowhere to live after having left an institution to have:

- Reported having a dependent with them the night of the Point-in-Time (PiT) Count
- A moderate acuity score (23% vs 41%)
- Reported their length of time since stable housing as less than six months (17% vs 35%)

The reasons survey participants reported for being homeless differed.

The reasons participants who reported their current lack of stable housing was due to having nowhere to live after having left an institution were:

1. Addiction/substance use,
2. Having been incarcerated, and
3. Conflict with spouse/partner.

The reasons participants who did not report their current lack of stable housing was due to having nowhere to live after having left an institution were having:

1. Been unable to pay their rent or mortgage,
2. Unsafe housing conditions, and
3. Conflict with spouse/partner.

The top three sources of income were the same between participants but appeared in a different order.



**Key Demographics and Characteristics of Participants Whose Current Lack of Stable Housing
Is Due to Having Nowhere to live After Having Left An Institution**

	Homeless due to having left an institution (n=135)	Not homeless due to having left an institution (n=344)
Type of Location Participants Stayed the Night of the PIT Count:		
• Sheltered - Emergency Shelter	50%	42%
• Sheltered - Transitional Housing	15%	13%
• Unsheltered Locations	7%	10%
• Hidden Homeless (Couch-Surfing at Friends'/Family)	21%	26%
• Motel/Hotel	7%	10%
Gender Identity:		
• Female	33%	42%
• Male	67%	58%
Age Group:		
• Under 18	**	2%
• 18-24	13%	18%
• 25-44	52%	47%
• 45-64	34%	29%
• 65+	**	4%
• Median Age	39	36
*Dependents: Had Dependents with them the night of the PIT Count	**	20%
Indigenous: Identified as Indigenous or having Indigenous Ancestry	34%	27%
*Foster Care: Have been in Foster Care	35%	18%
Mobility: Moved to Simcoe County in the last year	24%	24%
Wellness: Participants identified as having:		
• *Addiction Issue	67%	37%
• *Mental Health Issue	79%	57%
• Chronic/Acute Medical Condition	46%	40%
• *Physical Disability	39%	29%
*Tri-Morbidity: Identified as having addiction, physical health and mental health issues	23%	11%
*Chronic Homelessness: Currently homeless and experienced more than 180 cumulative days of homelessness in the past year	67%	54%
Episodic Homelessness: Currently homeless and experienced homelessness 3 times or more in the past year	22%	20%
*Acuity Score:		
• *High	73%	51%
• *Moderate	23%	41%
• Low	4%	8%
Emergency Services Utilization in the Past 6 Months:		
• *Have been hospitalized as an inpatient	34%	21%
• *Have been in jail/prison	56%	19%
• *Have taken an ambulance to the hospital	41%	27%
• Used a crisis service (sexual assault, crime victim, family/intimate violence, distress, suicide)	33%	30%
• *Talked to police due to involvement in a crime or told to move on	54%	38%
• *Received health care at an emergency department/room	64%	51%
Shelter Use: Have used an emergency shelter in the past year	77%	68%



	Homeless due to having left an institution (n=135)	Not homeless due to having left an institution (n=344)
Age at First Experience of Homelessness:		
• Less than 18	40%	31%
• 18-24	14%	21%
• 25-44	28%	29%
• 45-64	17%	19%
• 65+	**	**
• Median age at first experience of homelessness	20	24
Route to Homelessness:		
• *Aged out of foster care to homelessness	8%	3%
• Left First Nations Reserve to homelessness	**	2%
Had trouble maintaining housing due to:		
• *A mental health issue or concern	30%	13%
• *A past head injury	22%	9%
• *A learning disability, developmental disability or other impairment	24%	14%
Number of different friends or family members participants had temporarily stayed with in the last year because they didn't have a place of their own:		
• N/A or 0	31%	30%
• 1 to 4	46%	47%
• 5 or more	23%	22%
• Median number of different friends or family members participants stayed with	2	3
*Length of Time Since Last Had Permanent Stable Housing:		
• *Less than 6 months	17%	35%
• 6 months to less than 1 year	17%	15%
• 1 year to 2 years	30%	23%
• *Greater than 2 years	31%	22%
• Decline to answer/Blank	5%	5%
• Median length of time since last housed	1 year	9 months
Top 3 Reasons for Homelessness		
1.	Addiction or substance use (n=46)	Unable to pay rent or mortgage (n=78)
2.	Incarceration (n=41)	Unsafe housing conditions (n=61)
3.	Conflict with spouse/partner (n=22)	Conflict with spouse/partner (n=57)
Top 3 Sources of Income		
1.	Disability benefit (n=58)	Welfare/social assistance (n=144)
2.	Welfare/social assistance (n=51)	Disability benefit (n=100)
3.	Employment or no income (n=13)	Employment (n=52)
* Represents a statistically significant difference		
** Represents numbers that have been suppressed		
Note: Other variables of interest included sexual orientation and veteran status. Analysis by subpopulation was not performed due to the low number of survey participants represented in these groups. Please see the analysis in the body of the report for information on sexual orientation and veteran status.		



Where Participants Stayed Point-in-Time Count Night

There were statistically significant differences between survey participants who stayed in different types of locations the night of the Point-in-Time (PiT) Count.

Survey participants who reported having stayed in an emergency shelter were more likely than those who stayed in other types of locations to have:

- A low acuity score
- Reported having used an emergency shelter in the last year
- Reported their length of time since stable housing as less than six months

Survey participants who reported having stayed in emergency shelters were less likely than those who stayed in other types of locations to have:

- Been chronically homeless

Survey participants who reported having stayed in transitional housing were more likely those who stayed in other types of location to have:

- Reported their gender identity as female
- Reported having a dependent with them the night of the PiT Count
- Been chronically homeless
- Reported N/A or 0 as the number of friends or family members they had temporarily stayed with in the last year because they didn't have a place of their own
- Reported their length since stable housing as six months to less than one year

Survey participants who reported having stayed in an unsheltered location were more likely than those who stayed in other type of locations to have:

- Reported their gender identity as male
- Reported having taken an ambulance to the hospital in the last six months
- Reported their length since stable housing as greater than two years

Survey participants who reported having stayed in an unsheltered location were less likely than those who stayed in other types of locations to have:

- Reported having a dependent with them the night of the PiT Count

Survey participants who reported having stayed in a hidden homeless location were more likely than those who stayed in other types of locations to have:

- Reported five or more as the number of friends or family members they had temporarily stayed with in the last year because they didn't have a place of their own



Survey participants who reported having stayed at a motel/hotel were less likely than those who stayed in other types of locations to have:

- Reported having talked to the police due to involvement in a crime or been told to move on in the last six months
- Reported having used an emergency shelter in the last year
- Reported five or more as the number of friends or family members they had temporarily stayed with in the last year because they didn't have a place of their own

Addiction and substance use was among the three reasons for homelessness across all shelter types. Another common reason for homelessness across shelter types was being unable to pay rent or mortgage except among participants who reported having stayed at a motel/hotel. Unsafe housing conditions and conflict with a spouse/partner were mentioned across two shelter types and abuse by a spouse/partner and job loss were among the top three reason for homelessness in one shelter type.



**Key Demographics and Characteristics of
Participants by Where They Stayed Point-in-Time Count Night**

	Sheltered - Emergency Shelter (N=204)	Sheltered – Transitional Housing (n=64)	Unsheltered Locations (N=41)	Hidden Homeless (N=155)	Motel/Hotel (N=41)
*Gender Identity:					
• Female	38%	52%	17%	40%	32%
• Male	62%	48%	83%	61%	68%
Age Group:					
• Under 18	**	**	**	**	**
• 18-24	17%	20%	**	19%	12%
• 25-44	51%	44%	44%	45%	42%
• 45-64	28%	33%	44%	30%	37%
• 65+	3%	0%	**	**	**
• Median Age	37	35.5	45	36.5	41
*Dependents: Had Dependents with them the night of the PIT Count	16%	31%	**	12%	15%
Indigenous: Identified as Indigenous or having Indigenous Ancestry	25%	35%	18%	35%	23%
Foster Care: Have been in Foster Care	25%	32%	18%	17%	23%
Mobility: Moved to Simcoe County in the last year	27%	23%	30%	15%	**
Wellness: Participants identified as having:					
• Addiction Issue	42%	34%	56%	52%	39%
• Mental Health Issue	57%	70%	62%	67%	53%
• Chronic/Acute Medical Condition	44%	31%	36%	40%	46%
• Physical Disability	33%	27%	29%	27%	51%
Tri-Morbidity: Identified as having addiction, physical health and mental health issues	15%	**	12%	15%	20%
*Chronic Homelessness: Currently homeless and experienced more than 180 cumulative days of homelessness in the past year	48%	76%	70%	55%	60%
Episodic Homelessness: Currently homeless and experienced homelessness 3 times or more in the past year	22%	16%	23%	26%	13%
*Acuity Score:					
• High	50%	67%	61%	62%	49%
• Moderate	38%	28%	29%	35%	44%
• *Low	12%	**	**	**	**
Emergency Service Utilization in the Past 6 Months:					
• Have been hospitalized as an inpatient	27%	23%	28%	24%	13%
• Have been in jail/prison	31%	23%	18%	28%	15%
• *Have taken an ambulance to the hospital	36%	25%	46%	28%	20%
• Used a crisis service (sexual assault, crime victim, family/intimate violence, distress, suicide)	37%	29%	23%	27%	18%



	Sheltered - Emergency Shelter (N=204)	Sheltered – Transitional Housing (n=64)	Unsheltered Locations (N=41)	Hidden Homeless (N=155)	Motel/Hotel (N=41)
• *Talked to police due to involvement in a crime or told to move on	48%	36%	30%	46%	20%
• Received health care at an emergency department/room	55%	56%	62%	55%	53%
*Shelter Use: Have used an emergency shelter in the past year	93%	64%	81%	49%	32%
Age at First Experience of Homelessness:					
• Less than 18	33%	39%	27%	39%	**
• 18-24	20%	27%	**	16%	26%
• 25-44	31%	13%	32%	31%	39%
• 45-64	17%	21%	32%	14%	26%
• 65+	**	**	**	**	**
• Median age at first experience of homelessness	22	18	32	23	30.5
Route to Homelessness:					
• Aged out of foster care to homelessness	4%	**	**	5%	0%
• Left First Nations Reserve to homelessness	**	**	**	**	**
• Left an institution to homelessness	30%	29%	20%	21%	20%
Had trouble maintaining housing due to:					
• A mental health issue or concern	17%	17%	23%	18%	18%
• A past head injury	16%	8%	**	11%	**
• A learning disability, developmental disability or other impairment	19%	13%	13%	17%	13%
*Number of different friends or family members participants had temporarily stayed with in the last year because they didn't have a place of their own					
• *N/A or 0	33%	41%	39%	12%	49%
• 1 to 4	50%	51%	33%	47%	44%
• *5 or more	17%	8%	28%	41%	**
• Median number of different friends or family members participants stayed with	2	2	4	4	2
*Length of Time Since Last Had Permanent Stable Housing:					
• *Less than 6 months	42%	9%	17%	27%	29%
• *6 months to less than 1 year	11%	28%	12%	20%	12%
• *1 year to 2 years	21%	31%	20%	25%	22%
• *Greater than 2 years	21%	30%	44%	19%	29%
• Decline to answer/Blank	5%	**	**	9%	**
• Median length of time since last housed	6 months	1 year	2 years	9.5 months	1 year



	Sheltered - Emergency Shelter (N=204)	Sheltered – Transitional Housing (n=64)	Unsheltered Locations (N=41)	Hidden Homeless (N=155)	Motel/Hotel (N=41)
Top 3 Reasons for Homelessness					
1.	Unable to pay rent or mortgage (n=45)	Abuse by spouse/partne r (n=13)	Unable to pay rent or mortgage (n=8)	Addiction or substance use (n=28)	Addiction or substance use (n=6)
2.	Addiction or substance use (n=43)	Unable to pay rent or mortgage (n=10)	Addiction or substance use (n=8)	Unable to pay rent or mortgage (n=22)	Conflict with spouse/partner (n=6)
3.	Unsafe housing conditions (n=37)	Addiction or substance use (n=10) Incarceration (n=10)	Job loss (n=8)	Conflict with spouse/partner (n=18)	Unsafe housing conditions or incarceration (n=5)
Top 3 Sources of Income					
1.	Welfare/social assistance (n=78)	Welfare/social assistance (n=35)	Welfare/social assistance (n=14)	Welfare/social assistance (n=52)	Disability benefit (n=23)
2.	Disability benefit (n=74)	Disability benefit (n=16)	Disability benefit (n=13)	Disability benefit (n=28)	Welfare/social assistance (n=5)
3.	Employment (n=27)	Employment (n=12)	No income (n=5)	Employment (n=21)	Employment or no income (n=3)
* Represents a statistically significant difference					
** Represents numbers that have been suppressed					
Note: Other variables of interest included sexual orientation and veteran status. Analysis by subpopulation was not performed due to the low number of survey participants represented in these groups. Please see the analysis in the body of the report for information on sexual orientation and veteran status.					



Newly Homeless

There were statistically significant differences identified between survey participants who were newly homeless and those who were not newly homeless.

Survey participants who were newly homeless were more likely than those who were not newly homeless to have:

- Reported having stayed in an emergency shelter the night of the Point-in-Time (PiT) Count (56% vs 41%)
- Reported having dependents with them the night of the PiT Count (24% vs 12%)
- A moderate acuity score (49% vs 28%)
- Reported N/A or 0 as the number of friends or family members they had temporarily stayed with in the last year because they didn't have a place of their own (39% vs 25%)

Survey participants who were newly homeless were less likely than those who were not newly homeless to have:

- Reported having an addiction issue (26% vs 53%)
- Reported having a mental health issue (52% vs 67%)
- Reported having a chronic/acute mental condition (31% vs 45%)
- Reported having a physical disability (20% vs 36%)
- A high acuity score (40% vs 65%)
- Reported having been to jail/prison in the last six months (22% vs 32%)
- Reported having taken an ambulance to the hospital in the last six months (25% vs 35%)
- Reported having received health care at an emergency department/room in the last six months (46% vs 59%)
- Reported their age at first experience of homelessness as less than eighteen years of age (25% vs 39%)
- Reported their current lack of stable housing was due to having left an institution (19% vs 32%)
- Reported having trouble maintaining housing due to a learning disability, developmental disability or other impairment (11% vs 20%)
- Reported five or more as the number of friends or family members they had temporarily stayed with in the last year because they didn't have a place of their own (7% vs 30%)

Having been unable to pay rent or mortgage and conflict with spouse/partner were listed in the top three reasons for homelessness by newly homeless and those who were not newly homeless. In addition, addiction and substance use was listed as the top reason for those who were not newly homeless and unsafe housing conditions was the second reason for newly homeless participants.

The top three sources of income were the same between newly homeless and not newly homeless participants.



**Key Demographics and Characteristics of
***Newly Homeless and Not Newly Homeless Participants**

	Newly Homeless (n=129)	Not Newly Homeless (n=324)
Type of Location Participants Stayed the Night of the PiT Count:		
• *Sheltered - Emergency Shelter	56%	41%
• Sheltered - Transitional Housing	10%	15%
• Unsheltered Locations	7%	10%
• Hidden Homeless (Couch-Surfing at Friends'/Family)	18%	26%
• Motel/Hotel	10%	8%
Gender Identity:		
• Female	41%	39%
• Male	59%	61%
Age Group:		
• Under 18	0%	3%
• 18-24	19%	15%
• 25-44	48%	49%
• 45-64	30%	30%
• 65+	4%	3%
• Median Age	37	37
*Dependents: Had Dependents with them the night of the PiT Count	24%	12%
Indigenous: Identified as Indigenous or having Indigenous Ancestry	28%	30%
Foster Care: Have been in Foster Care	24%	24%
Mobility: Moved to Simcoe County in the last year	20%	27%
Wellness: Participants identified as having:		
• *Addiction Issue	26%	53%
• *Mental Health Issue	52%	67%
• *Chronic/Acute Medical Condition	31%	45%
• *Physical Disability	20%	36%
Tri-Morbidity: Identified as having addiction, physical health and mental health issues	12%	15%
*Acuity Score:		
• *High	40%	65%
• *Moderate	49%	28%
• Low	11%	6%
Emergency Services Utilization in the Past 6 Months:		
• Have been hospitalized as an inpatient	23%	26%
• *Have been in jail/prison	22%	32%
• *Have taken an ambulance to the hospital	25%	35%
• Used a crisis service (sexual assault, crime victim, family/intimate violence, distress, suicide)	32%	31%
• Talked to police due to involvement in a crime or told to move on	39%	46%
• *Received health care at an emergency department/room	46%	59%
Shelter Use: Have used an emergency shelter in the past year	74%	74%
*Age at First Experience of Homelessness:		
• *Less than 18	25%	39%
• 18-24	18%	19%
• *25-44	35%	26%
• 45-64	22%	16%
• 65+	**	**
• Median age at first experience of homelessness	27	20



	Newly Homeless (n=129)	Not Newly Homeless (n=324)
Route to Homelessness:		
• Aged out of foster care to homelessness	**	5%
• Left First Nations Reserve to homelessness	**	3%
• *Left an institution to homelessness	19%	32%
Had trouble maintaining housing due to:		
• A mental health issue or concern	11%	22%
• A past head injury	9%	14%
• *A learning disability, developmental disability or other impairment	11%	20%
*Number of different friends or family members participants had temporarily stayed with in the last year because they didn't have a place of their own:		
• *N/A or 0	39%	25%
• 1 to 4	54%	44%
• *5 or more	7%	30%
• Median number of different friends or family members participants stayed with	2	3
*Length of Time Since Last Had Permanent Stable Housing:		
• *Less than 6 months	72%	13%
• *6 months to less than 1 year	6%	20%
• *1 year to 2 years	12%	29%
• *Greater than 2 years	6%	31%
• Decline to answer/Blank	3%	6%
• Median length of time since last housed	3 months	1 year
Top 3 Reasons for Homelessness		
1.	Unable to pay rent or mortgage (n=29)	Addiction or substance use (n=88)
2.	Unsafe housing conditions (n=25)	Unable to pay rent or mortgage (n=66)
3.	Conflict with spouse/partner (n=23)	Conflict with spouse/partner (n=56)
Top 3 Sources of Income		
1.	Welfare/social assistance (n=50)	Welfare/social assistance (n=147)
2.	Disability benefit (n=37)	Disability benefit (n=126)
3.	Employment (n=27)	Employment (n=39)
* Represents a statistically significant difference		
** Represents numbers that have been suppressed		
*** Newly Homeless refers to participants who it's their first time homeless and they have been homeless less than 6 months		
Note: Other variables of interest included sexual orientation and veteran status. Analysis by subpopulation was not performed due to the low number of survey participants represented in these groups. Please see the analysis in the body of the report for information on sexual orientation and veteran status.		



Precariously Housed Individuals

Due to the small sample size of participants who were housed but at risk of homelessness, statistical analysis was not conducted and the findings should be interpreted with caution.

Although demographic characteristics differed between housed and unhoused participants, indicators of increased need for housing did not.

- There was more of an even split in gender and age group between housed participants than homeless participants.
- Very few housed participants reported having a dependent with them the night of the Point-in-Time (PiT) Count.
- A higher percentage of housed participants reported identifying as Indigenous or having Indigenous Ancestry and having been in foster care environments.
- Fewer homeless participants reported having moved to Simcoe County in the last year.
- Housed participants were more similar in their reports of addiction issues, mental health issues, chronic/acute medical conditions and physical disabilities compared to homeless participants.
- Housed participants also showed similar rates of tri-morbidity, chronic homelessness, episodic homelessness and high acuity.
- Housed participants reported similar use of emergency services as homeless participants in the past six months.
- Housed participants reported a lower rate of emergency shelter utilization in the last year than homeless participants and a higher percentage reported they were under eighteen when they first experienced homelessness.
- Housed participants reported a higher percentage of trouble maintaining housing due to a mental health issue or concern, a past head injury and/or learning disability, developmental disability or other impairment compared to precariously housed individuals.
- Housed participants reported a similar number of friends or family members they stayed with in the last year because they didn't have a place of their own and similar lengths of time since they were stably housed compared to homeless individuals.



Key Demographics and Characteristics of Precariously Housed and Homeless Individuals

	Housed Individuals at Risk of Homelessness (N=19)		Homeless Individuals (N=488)	
	#	%	#	%
Type of Location Participants Stayed the Night of the PiT Count:				
• Sheltered - Emergency Shelter	0	0%	204	44%
• Sheltered - Transitional Housing	0	0%	64	14%
• Unsheltered Locations	0	0%	41	9%
• Hidden Homeless (Couch-Surfing at Friends'/Family)	0	0%	114	25%
• Motel/Hotel			41	9%
• Housed/At Risk of Homelessness	19	100%	0	0%
Gender Identity:				
• Female	8	47%	191	39%
• Male	9	53%	296	61%
Age Group:				
• Under 18	0	0%	9	2%
• 18-24	5	31%	79	16%
• 25-44	5	31%	233	48%
• 45-64	6	38%	151	31%
• 65+	0	0%	16	3%
• Median Age	36.5		37.5	
Dependents: Had Dependents with them the night of the PiT Count	1	5%	77	16%
Indigenous: Identified as Indigenous or having Indigenous Ancestry	8	53%	139	29%
Foster Care: Have been in Foster Care	7	44%	114	24%
Mobility: Moved to Simcoe County in the last year	4	24%	78	16%
Wellness: Participant identified as having:				
• Addiction Issue	7	41%	212	45%
• Mental Health Issue	12	71%	291	62%
• Chronic/Acute Medical Condition	9	53%	197	42%
• Physical Disability	9	53%	154	33%
Tri-Morbidity: Identified as having addiction, physical health and mental health issues	6	32%	68	14%
Chronic Homelessness: Currently homeless and experienced more than 180 cumulative days of homelessness in the past year	6	46%	260	57%
Episodic Homelessness: Currently homeless and experienced homelessness three times or more in the past year	4	27%	100	21%
Acuity Score:				
• High	12	71%	276	57%
• Moderate	5	29%	174	36%
• Low	0	0%	38	8%
Emergency Services Utilization in the Past 6 Months:				
• Have been hospitalized as an inpatient	5	29%	120	25%
• Have been in jail/prison	4	24%	138	29%
• Have taken an ambulance to the hospital	6	35%	150	31%
• Used a crisis service (sexual assault, crime victim, family/intimate violence, distress, suicide)	6	35%	147	31%
• Talked to police due to involvement in a crime or told to move on	9	53%	203	43%
• Received health care at an emergency department/room	11	65%	262	55%
Shelter Use: Have used an emergency shelter in the past year	7	44%	344	71%
Age at First Experience of Homelessness:				
• Under 18	12	80%	163	34%
• 18-24	0	0%	90	19%
• 25-44	2	13%	136	28%
• 45-64	1	7%	87	18%
• 65+	0	0%	4	1%
• Median age at first experience of homelessness	15		22	



					Housed Individuals at Risk of Homelessness (N=19)		Homeless Individuals (N=488)	
Route to Homelessness:								
• Aged out of foster care to homelessness/unstable housing					0	0%	21	4%
• Left First Nations Reserve to homelessness/unstable housing					0	0%	10	2%
• Left an institution to homelessness/unstable housing					3	18%	135	28%
Had trouble maintaining housing due to:								
• A mental health issue or concern					6	35%	87	18%
• A past head injury					5	29%	61	13%
• A learning disability, developmental disability or other impairment					4	25%	82	17%
Number of different friends or family members participants had temporarily stayed within the last year because they didn't have a place of their own:								
• N/A or 0					3	19%	144	30%
• 1 to 4					9	56%	223	47%
• 5 or more					4	25%	106	22%
• Median number of different friends or family members participants stayed with					3 people		3 people	
Length of Time Since Last Had Permanent Stable Housing:								
• Less than 6 months					3	16%	145	30%
• 6 months to less than 1 year					1	5%	76	16%
• 1 year to 2 years					4	21%	119	24%
• Greater than 2 years					4	21%	119	24%
• Decline to answer/Blank					7	37%	29	6%
• Median length of time since last housed					2 years		1 year	
Top 3 Reasons for Homelessness								
Housed Individuals at Risk of Homelessness					Homeless Individuals			
1.	Conflict with parent/guardian	3	17%	Addiction or substance use	101		21%	
2.	Conflict with spouse/partner	3	17%	Unable to pay rent or mortgage	95		20%	
3.	Addiction or substance use	3	17%	Conflict with spouse/partner	79		16%	
Top 3 Income Sources								
1.	Disability benefit	6	35%	Welfare/social assistance	197		40%	
2.	Welfare/social assistance	4	24%	Disability benefit	163		33%	
3.	Employment	2	12%	Employment	66		14%	
Due to the small sample size of participants who were housed and at risk of homelessness, statistical analysis was not conducted and the findings should be interpreted with caution.								
Note: Other variables of interest included sexual orientation and veteran status. Analysis by subpopulation was not performed due to the low number of survey participants represented in these groups. Please see the analysis in the body of the report for information on sexual orientation and veteran status.								

